




Club Health Assessment for District 105 A through March 2025

			Status	Membership							Reports					Finance		LCIF
Club Number	Club Name	Charter Date		Current Member Count	YTD Members Added	YTD Members Dropped	YTD Net Growth	YTD Net Growth%	Member Count 12 Months Ago	Avg. length of service for dropped members	Months Since Last MMR ***	Yrs. Since Last Officer Report	President Rotation	Vice President Reported ****	Months Since Last Activity Report ***	Account Balance	Donations for current Fiscal Year	
			Number of times on status quo within last two years	If below 15 members appears				If net loss is greater than 20% appears			If no report in 3 months appears in	When more than one year appears in	Number of repeat terms	Notes the officers that do not have an active	If no report at 12 months appears in red			
Clubs less than two years old																		
179504	LONDON FORTITUDE	01/10/2025	Newly Chartered	20	24	4	20	100.00%	0	5	0			N	SC	1		
154302	London St. James's	04/27/2023	Active	31	0	0	0	0.00%	53		1		3		M,VP,SC	13		
171995	London West End	06/07/2024	Active	21	0	0	0	0.00%	0		9		2		M,VP,SC	0		
154394	West Drayton	05/15/2023	Active(1)	17	3	5	-2	-10.53%	19	3	0				M,VP,SC	0		
172291	West London	06/17/2024	Active	14	6	12	-6	-30.00%	0	1	1		2		T,VP,SC	1	90+ Days	
Clubs more than two years old																		
38471	AMPTHILL DISTRICT	05/13/1980	Active(1)	7	0	0	0	0.00%	7		8		8		M,VP,SC	5		
35212	Aylesbury Vale (CIO)	03/16/1978	P- Active	2	0	0	0	0.00%	13		9		4		M,VP,SC	7		
19909	BANBURY	09/10/1968	Active	16	2	2	0	0.00%	16	10	0				M,VP,SC	7		
37249	BARKING	06/11/1979	Active	21	2	6	-4	-16.00%	20	11	2		2		M,VP,SC	4		
19739	BEDFORD	10/16/1967	Active(1)	3	1	8	-7	-70.00%	11	5	0		2		M,VP,SC	4		
29924	BICESTER	11/12/1974	Active	14	0	1	-1	-6.67%	15	42	3		3	R		4		
36144	BIGGLESWADE-SANDY L C	10/03/1978	Active	21	1	2	-1	-4.55%	22	2	2		2		M,VP	3	\$860.37	
Exc Award (06/30/2018)																		
19913	BLETCHLEY MILTON KEYNES	04/01/1969	Active	25	1	0	1	4.17%	23		4			N	M,SC	0	\$2,556.89	
41362	CHIPPING BARNET	05/14/1982	Active	27	21	1	20	285.71%	7	0	0				M,VP,SC	2	\$627.61	
34311	EALING	07/21/1977	Active	21	6	1	5	31.25%	15	47	1		7	N		8	\$22.29	
48161	EDGWARE	02/17/1988	Active	22	2	0	2	10.00%	22		2			N	SC	0		
29883	ENFIELD	10/31/1974	Active	25	3	0	3	13.64%	23		3			N	SC	5		
97184	FAIRLOP	05/24/2006	Active	21	0	0	0	0.00%	21		4		2		VP,SC	0	\$313.81	
135282	Friern Barnet Centennial	06/20/2018	Active	21	1	1	0	0.00%	23	2	5			N	M,SC	3		
Exc Award (06/30/2023)																		
46481	GREENFORD WILLOW TREE	07/11/1986	Active	17	0	2	-2	-10.53%	30	13	0		2	N		9	\$22.29	
Exc Award (06/30/2022, 06/30/2023)																		



Club Health Assessment for District 105 A through March 2025

			Status	Membership							Reports					Finance	LCIF	
Club Number	Club Name	Charter Date		Current Member Count	YTD Members Added	YTD Members Dropped	YTD Net Growth	YTD Net Growth%	Member Count 12 Months Ago	Avg. length of service for dropped members	Months Since Last MMR ***	Yrs. Since Last Officer Report	President Rotation	Vice President Reported ****	Months Since Last Activity Report ***	Account Balance	Donations for current Fiscal Year	
			Number of times on status quo within last two years	If below 15 members appears				If net loss is greater than 20% appears			If no report in 3 months appears in	When more than one year appears in	Number of repeat terms	Notes the officers that do not have an active	If no report at 12 months appears in red			
39287	HARPENDEN	01/19/1981	Active	26	0	0	0	0.00%	26		1			N	SC	0		\$3,348.05
	Exc Award (06/30/2024)																	
19750	HARROW & PINNER	07/08/1963	Active	22	0	3	-3	-12.00%	24	2	2			N	SC	0		\$589.34
	Exc Award (06/30/2018, 06/30/2021, 06/30/2023)																	
129226	Hatch End Lions Centennial	10/28/2016	Active	23	2	0	2	9.52%	22		8			N		8		
	Exc Award (06/30/2018, 06/30/2023)																	
19751	HAYES & HARLINGTON	04/17/1951	Active(1)	9	0	2	-2	-18.18%	12	16	3		5	R	SC	24+		\$22.29
19752	HEMEL HEMPSTEAD	03/02/1961	Active	12	1	2	-1	-7.69%	13	4	1		None	N	P	0		\$963.50
	Exc Award (06/30/2024)																	
148534	Heston	10/04/2021	Active(1)	27	4	4	0	0.00%	41	3	5				M,VP,SC	2		\$60.00
19756	HOUNSLOW	07/23/1973	Active	6	0	0	0	0.00%	6		9		2		M,VP,SC	4	90+ Days	
	Exc Award (06/30/2018)																	
43371	ISLEWORTH	01/04/1984	Active	16	2	1	1	6.67%	16	5	0				VP,SC	8		
62640	KENTON	01/01/2000	Active	12	3	3	0	0.00%	12	1	0		None	N	P,M	0		\$1,604.70
	Exc Award (06/30/2023)																	
42815	LETCHWORTH GARDEN CITY & BALDOCK	06/08/1983	Active	22	1	4	-3	-12.00%	27	11	1		2	R	M,SC	0		\$599.05
	Exc Award (06/30/2023)																	
34975	LONDON ACTON	01/09/1978	Active	31	2	1	1	3.33%	33	28	5				M,VP,SC	24+		\$22.29
100074	LONDON BELMONT	08/15/2007	Active	13	1	1	0	0.00%	12	11	0			N	SC	2		\$263.43
	Exc Award (06/30/2023)																	
19760	LONDON CENTRAL HOST	12/29/1949	Active	37	9	1	8	27.59%	28	2	0		2	N	SC	7		\$1,358.14
42678	LONDON CHINATOWN	05/13/1983	Active	15	0	0	0	0.00%	15		22				M,VP,SC	24+		
59513	LONDON COVENT GARDEN	05/16/1997	Active	19	4	1	3	18.75%	17	1	6			N		0		\$113.81
37074	LONDON GOLDERS GREEN L C	05/09/1979	Active	19	1	0	1	5.56%	18		1		2	R	M	12	90+ Days	\$290.86
50346	LONDON HENDON	03/26/1990	Active	28	7	2	5	21.74%	25	1	0			N	SC	7		
44451	LONDON HORNSEY	12/06/1984	Active	10	1	1	0	0.00%	9	13	2		3	N	SC	0		
	Exc Award (06/30/2024)																	



Club Health Assessment for District 105 A through March 2025

			Status	Membership							Reports					Finance		LCIF
Club Number	Club Name	Charter Date		Current Member Count	YTD Members Added	YTD Members Dropped	YTD Net Growth	YTD Net Growth%	Member Count 12 Months Ago	Avg. length of service for dropped members	Months Since Last MMR ***	Yrs. Since Last Officer Report	President Rotation	Vice President Reported ****	Months Since Last Activity Report ***	Account Balance	Donations for current Fiscal Year	
			Number of times on status quo within last two years	If below 15 members appears				If net loss is greater than 20% appears			If no report in 3 months appears in	When more than one year appears in	Number of repeat terms	Notes the officers that do not have an active	If no report at 12 months red			
50928	LONDON KINGSBURY	09/06/1990	Active	35	5	2	3	9.38%	33	14	1			VP,SC	0		\$8,571.14	
67377	LONDON MILL HILL	02/28/2003	Active	17	0	0	0	0.00%	17		2			M,VP,SC	0		\$317.41	
	Exc Award (06/30/2023)																	
119185	LONDON PARK ROYAL	04/16/2013	Active	8	0	0	0	0.00%	8		2		4	M,VP,SC	6		\$1,303.57	
153266	London Platinum Jubilee	01/05/2023	Active	50	10	2	8	19.05%	56	2	1		N		0		\$2,559.22	
56503	LONDON SEVEN KINGS	01/24/1995	Active	8	0	2	-2	-20.00%	10	9	5			M,VP,SC	6		\$3,052.33	
	Exc Award (06/30/2023)																	
149133	London St Johns Wood	11/30/2021	Active	16	0	12	-12	-42.86%	28	5	2		N	SC	1		\$3,788.56	
77452	LONDON WESTMINSTER	08/19/2003	Active	11	0	2	-2	-15.38%	13	2	3			M,VP,SC	18	90+ Days		
	Exc Award (06/30/2016, 06/30/2018, 06/30/2020)																	
35599	LONDON-FINCHLEY L C	05/23/1978	Active	21	2	2	0	0.00%	23	41	4		N		11			
19763	LUTON	06/26/1972	Active	13	0	1	-1	-7.14%	14	13	0		2	M,VP,SC	0			
	Exc Award (06/30/2024)																	
96757	MILTON KEYNES CENTRAL	04/01/2006	Active	17	2	1	1	6.25%	18	0	3			M,VP,SC	3		\$313.81	
30969	MILTON KEYNES STONY STRATFORD	06/23/1975	Active	9	0	2	-2	-18.18%	11	6	1			VP,SC	0			
	Exc Award (06/30/2018, 06/30/2023)																	
64626	MOOR PARK	08/14/2001	Active(1)	13	0	0	0	0.00%	21		5			T,M,VP,SC	23			
33356	NEWPORT PAGNELL & OLNEY L C	02/03/1977	Active	17	2	0	2	13.33%	15		0		8	M,VP	0		\$608.20	
47913	NORTHWOOD	12/08/1987	Active	15	0	0	0	0.00%	14		7		R	M,SC	0			
	Exc Award (06/30/2023)																	
89348	OSTERLEY	09/15/2005	Active	13	1	0	1	8.33%	12		0			M,VP,SC	6			
129660	Redbridge Centennial	12/20/2016	Active	33	8	0	8	32.00%	29		2		2	VP,SC	3		\$2,305.52	
	Exc Award (06/30/2021, 06/30/2023)																	
31358	RUISLIP	11/07/1975	Active	15	0	1	-1	-6.25%	16	15	2		2	M,VP,SC	0		\$51.98	
19772	SOUTHALL	12/15/1970	Active	16	0	3	-3	-15.79%	19	41	2			M,VP,SC	9		\$3,000.10	
	Exc Award (06/30/2023)																	
19769	ST ALBANS	02/10/1966	Active	15	1	2	-1	-6.25%	16	4	3			M,VP,SC	1		\$1,613.17	



Club Health Assessment for District 105 A through March 2025

			Status	Membership							Reports					Finance	LCIF
Club Number	Club Name	Charter Date		Current Member Count	YTD Members Added	YTD Members Dropped	YTD Net Growth	YTD Net Growth%	Member Count 12 Months Ago	Avg. length of service for dropped members	Months Since Last MMR ***	Yrs. Since Last Officer Report	President Rotation	Vice President Reported ****	Months Since Last Activity Report ***	Account Balance	Donations for current Fiscal Year
			Number of times on status quo within last two years	If below 15 members appears				If net loss is greater than 20% appears			If no report in 3 months appears in	When more than one year appears in	Number of repeat terms	Notes the officers that do not have an active	If no report at 12 months appears in red		
Exc Award (06/30/2023)																	
59185	STANMORE	03/03/1997	Active	22	0	1	-1	-4.35%	23	3	5			VP	0		\$2,287.68
Exc Award (06/30/2022, 06/30/2023)																	
63026	SUDBURY	04/03/2000	Active	42	4	3	1	2.44%	49	15	0		6	R	6		\$22.29
Exc Award (06/30/2023)																	
98741	THE PALACE OF WESTMINSTER	03/12/2007	Active(1)	1	0	0	0	0.00%	4		0		None	P,M,VP,SC	2		\$447.64
19777	TRING	11/10/1972	Active	16	3	0	3	23.08%	13		1			M,VP,SC	0		\$1,277.30
Exc Award (06/30/2018)																	
127821	Waltham Forest	06/21/2016	Active	6	0	0	0	0.00%	6		14			M,VP,SC	0		
37520	WANSTEAD & WOODFORD L C	09/20/1979	Active	18	4	2	2	12.50%	18	3	2		2	M,VP,SC	3		\$2,413.05
19779	WATFORD	03/12/1970	Active	16	2	0	2	14.29%	16		3			N	4		\$4,093.04
19780	WEMBLEY	06/06/1969	Active	20	0	0	0	0.00%	14		1		2	R	0		\$1,011.68
Exc Award (06/30/2023)																	
41994	WINSLOW	11/23/1982	Active	43	2	1	1	2.38%	42	39	2			VP,SC	16		\$943.73
19936	WITNEY	04/17/1969	Active	16	1	0	1	6.67%	17		1			N	2		\$313.81

Clubs Cancelled Previous Fiscal Year – Clubs Cancelled within last 12 months may be reinstated

Club Number	Club Name	Charter Date	Current Status*	Cancellation Date
19907	AMERSHAM & CHESHAM L C	02/25/1969	Cancelled(6*)	06/29/2024

Current Total Clubs Count	YTD New Clubs Count	YTD Cancelled Clubs Count	YTD Net Club Gain	Current Total Members Count	YTD Add	YTD Drop	YTD Net Growth	YTD Net Growth %	Member Count 12 Months Ago	Average Member Count Per Club	% of Clubs with less than 20 members	% No MMR in 3 Months	% No Officer Report in 12 Months	% of Clubs with balance 90+ days	Number of Clubs in Status Quo	% Status Quo Clubs in Financial Suspension	Number of Cancelled Clubs	Average Cancelled Club Age	Members Lost Due to Cancellation	% of Clubs Cancelled for Non-Financial Reasons
67	1	0	1	1,255	158	110	48	3.98%	1,271	19	58%	37%	0%	6%	0	0%	0	0	0	0%



Club Health Assessment for District 105 A through March 2025

			Status		Membership						Reports					Finance	LCIF
Club Number	Club Name	Charter Date		Current Member Count	YTD Members Added	YTD Members Dropped	YTD Net Growth	YTD Net Growth%	Member Count 12 Months Ago	Avg. length of service for dropped members	Months Since Last MMR ***	Yrs. Since Last Officer Report	President Rotation	Vice President Reported ****	Months Since Last Activity Report ***	Account Balance	Donations for current Fiscal Year
			Number of times on status quo within last two years	If below 15 members appears				If net loss is greater than 20% appears			If no report in 3 months appears in	When more than one year appears in	Number of repeat terms	Notes the officers that do not have an active	If no report at 12 months appears in red		

* - P - Priority Club. Cancellation Reasons: 1-Objectives/conduct, 2-Non-active club, 5-Non-existing club, 6-Disbanding, 7-Merger, 8-Financial Suspension, 9-District/Multiple District Dues.

** - Abbreviation: P-President, S-Secretary, T-Treasurer, M-Member Chairperson, VP-First Vice President, MC-Communications Chairperson, SC-Service Chairperson

*** - Abbreviation: N/R - Never reported using the Lions Clubs website, N/A - Not applicable, No password registered for the Lions Clubs website.

**** - Abbreviation: N - New, IP - Immediate Past, R - Repeat.



Club Health Assessment for District 105CE through March 2025

			Status	Membership							Reports					Finance		LCIF
Club Number	Club Name	Charter Date		Current Member Count	YTD Members Added	YTD Members Dropped	YTD Net Growth	YTD Net Growth%	Member Count 12 Months Ago	Avg. length of service for dropped members	Months Since Last MMR ***	Yrs. Since Last Officer Report	President Rotation	Vice President Reported ****	Months Since Last Activity Report ***	Account Balance	Donations for current Fiscal Year	
			Number of times on status quo within last two years	If below 15 members appears					If net loss is greater than 20% appears			If no report in 3 months appears in	When more than one year appears in	Number of repeat terms	Notes the officers that do not have an active	If no report at 12 months appears in red		
Clubs more than two years old																		
19735	ACLE & BRUNDALL	06/30/1966	Active	14	0	0	0	0.00%	14		0		16	M,VP,SC	N/R			
120828	Attleborough 2013	12/05/2013	Active	11	2	1	1	10.00%	10	0	0		2	M,VP,SC	0			\$124.34
19861	BARTON ON HUMBER	09/07/1970	Active	9	0	0	0	0.00%	9		7			M,VP,SC	7			
Exc Award (06/30/2018)																		
19738	BECCLES	11/14/1968	Active	14	0	1	-1	-6.67%	15	8	0			N	M,SC	2		\$626.88
37073	BILLERICAY	05/09/1979	Active	17	0	2	-2	-10.53%	21	24	2			N	M,SC	6		\$289.40
29809	BOSTON	09/23/1974	Active	2	0	2	-2	-50.00%	4	4	3		None	P,M,VP,SC	19			
30967	BOURNE	06/30/1975	Active	11	0	1	-1	-8.33%	13	18	2			N	M,SC	8		\$1,769.84
37477	BRAINTREE	08/03/1979	Active	22	2	1	1	4.76%	20	29	0			N		0		
19740	BRENTWOOD	01/14/1974	Active	14	0	0	0	0.00%	15		2		2	M,VP,SC	24+			
19864	BRIGG DISTRICT L C	02/14/1968	Active	7	0	0	0	0.00%	24		9			M,VP,SC	24+			
29541	BUNGAY AREA	06/25/1974	Active	20	1	1	0	0.00%	20	51	2			N	SC	24+		\$1,256.56
119189	BURY ST. EDMUNDS	04/16/2013	Active	1	0	0	0	0.00%	1		6		2	M,VP,SC	24+			
37846	CAISTOR & DIST	12/28/1979	Active	47	3	2	1	2.17%	44	26	1			N		0		\$313.81
35788	CASTLE POINT	06/26/1978	Active	10	0	0	0	0.00%	11		8			N	M,VP	24+		
19742	CHELMSFORD	08/18/1969	Active	26	0	1	-1	-3.70%	27	55	1				M,VP,SC	8		\$629.92
19773	CITY OF SOUT Hend ON SEA	05/21/1970	Active	11	3	3	0	0.00%	17	16	0		None	P,M,VP,SC	6			
Exc Award (06/30/2023)																		
37362	CLACTON ON SEA	06/26/1979	Active	34	3	0	3	9.68%	31		0			N		0		\$635.70
Exc Award (06/30/2019)																		
59337	CONINGSBY & TATTERSHALL L C	04/09/1997	Active	30	3	0	3	11.11%	34		6			N		0		\$1,794.88
Exc Award (06/30/2018, 06/30/2021, 06/30/2023)																		
19746	DEREHAM	09/28/1973	Active	9	0	4	-4	-30.77%	13	7	3				M,VP,SC	24+		\$256.83
127184	EAST ANGLIA CENTENNIAL 100 CHAMPIONS	03/30/2016	Active	36	3	0	3	9.09%	32		1		2	M,VP,SC	10			\$1,400.00



Club Health Assessment for District 105CE through March 2025

			Status	Membership							Reports					Finance	LCIF
Club Number	Club Name	Charter Date		Current Member Count	YTD Members Added	YTD Members Dropped	YTD Net Growth	YTD Net Growth%	Member Count 12 Months Ago	Avg. length of service for dropped members	Months Since Last MMR ***	Yrs. Since Last Officer Report	President Rotation	Vice President Reported ****	Months Since Last Activity Report ***	Account Balance	Donations for current Fiscal Year
			Number of times on status quo within last two years	If below 15 members appears					If net loss is greater than 20% appears			If no report in 3 months appears in	When more than one year appears in	Number of repeat terms	Notes the officers that do not have an active	If no report at 12 months appears in red	
103242	EAST ANGLIA HELEN KELLER INTERNET	06/30/2008	Active	17	0	0	0	0.00%	15		8			M,VP,SC	1		\$293.50
127166	EAST ANGLIA LIONESS	03/30/2016	Active	10	0	0	0	0.00%	10		1			N	M,SC	2	\$64.97
Exc Award (06/30/2023)																	
64625	EAST ANGLIA NEW CENTURY	07/09/2001	Active	28	1	4	-3	-9.68%	30	12	0			VP,SC	8		\$750.98
Exc Award (06/30/2023, 06/30/2024)																	
125114	Eastwood	06/23/2015	Active	6	0	1	-1	-14.29%	7	9	3			N	M,SC	24+	
37597	EDWINSTOWE & THE DUKERIES	10/11/1979	Active	14	0	0	0	0.00%	14		4			M,VP,SC	0		
35380	FELIXSTOWE	04/17/1978	Active	33	3	4	-1	-2.94%	34	2	3			M,VP,SC	1		\$2,177.01
Exc Award (06/30/2024)																	
51540	GLANFORD & LINDSEY L C	04/12/1991	Active	25	0	1	-1	-3.85%	29	33	4			N	M,SC	0	\$90.00
Exc Award (06/30/2016, 06/30/2018, 06/30/2020)																	
19872	GRANTHAM	04/08/1971	Active	5	0	3	-3	-37.50%	8	8	1		None	P,T,M,VP,SC	24+		\$523.19
19749	GREAT YARMOUTH	11/30/1953	Active	20	1	1	0	0.00%	21	22	3			N	M,SC	0	\$1,348.54
Exc Award (06/30/2023)																	
19873	GRIMSBY CLEETHORPES	09/23/1968	Active(1)	16	2	1	1	6.67%	15	11	3			M,VP,SC	24+		
40437	HALESWORTH	10/28/1981	Active	10	0	1	-1	-9.09%	12	34	7			IP	T,M,SC	8	\$621.72
40782	HAVERHILL	01/18/1982	Active	14	1	0	1	7.69%	13		1		2	S,T,M,VP,SC	24+		\$310.86
36820	HETHERSETT DISTRICT L C	03/28/1979	Active	10	0	0	0	0.00%	10		11		2	VP,SC	4		\$188.98
34395	HORNCastle & DISTRICT	08/24/1977	Active	25	2	4	-2	-7.41%	28	5	4			M,VP,SC	2		\$1,651.51
140220	Hornchurch	12/10/2019	Active	18	7	0	7	63.64%	11		0		2	M,VP,SC	0	90+ Days	\$125.98
68702	HUMBERSTON NORTH SEA	04/30/2003	Active	27	1	1	0	0.00%	27	36	0			N	M,SC	24+	\$313.81
38976	HUNSTANTON	10/17/1980	Active	8	0	1	-1	-11.11%	9	15	3			R	S,M,SC	24+	
49557	HYKEHAM	05/24/1989	Active	12	0	2	-2	-14.29%	15	14	1			M,VP,SC	24+		
19878	ISLE OF AXHOLME L C	02/22/1966	Active	25	1	1	0	0.00%	23	39	0			N	VP,SC	1	\$2,554.60
Exc Award (06/30/2023)																	
19758	KING'S LYNN	02/07/1972	Active	5	0	2	-2	-28.57%	7	23	4			N	M,SC	21	



Club Health Assessment for District 105CE through March 2025

Club Number	Club Name	Charter Date	Status	Membership							Reports					Finance	LCIF
				Current Member Count	YTD Members Added	YTD Members Dropped	YTD Net Growth	YTD Net Growth%	Member Count 12 Months Ago	Avg. length of service members	Months Since Last MMR ***	Yrs. Since Last Officer Report	President Rotation	Vice President Reported ****	Months Since Last Activity Report ***	Account Balance	Donations for current Fiscal Year
			Number of times on status quo within last two years	If below 15 members appears				If net loss is greater than 20% appears			If no report in 3 months appears in	When more than one year appears in	Number of repeat terms	Notes the officers that do not have an active	If no report at 12 months appears in red		
51541	LEIGH ON SEA	04/12/1991	Active	25	1	1	0	0.00%	26	33	2			N	SC	3	
19882	LINCOLN	02/04/1970	Active	11	0	0	0	0.00%	13		9				M,VP,SC	0	\$1,719.77
109098	LITTLEPORT	09/16/2010	Active	11	0	0	0	0.00%	13		5				VP,SC	4	\$576.01
45909	LONG STRATTON	03/25/1986	Active	7	0	0	0	0.00%	7		11		6	R	M,VP	16	\$567.66
19814	LOUGHBOROUGH	02/24/1971	Active	22	0	0	0	0.00%	18		7		3		M,VP,SC	3	\$376.57
19883	LOUTH DISTRICT L C	01/09/1969	Active	34	2	3	-1	-2.86%	31	11	0			N	SC	0	\$2,646.34
Exc Award (06/30/2019, 06/30/2021, 06/30/2022)																	
19762	LOWESTOFT	11/16/1960	Active	27	4	3	1	3.85%	27	42	1			N	SC	15	
31475	MABLETHORPE SUTTON & DIST	12/08/1975	Active	5	1	2	-1	-16.67%	6	8	4		2		M,VP,SC	24+	
32644	MARCH	07/06/1976	Active	19	0	1	-1	-5.00%	20	37	0			N	SC	10	\$566.64
Exc Award (06/30/2018)																	
110540	MARKET RASEN	03/15/2011	Active	16	2	3	-1	-5.88%	18	4	0		3	N	SC	0	
35211	MERSEA ISLAND	03/08/1978	Active	20	0	0	0	0.00%	20		5		2		M,VP,SC	0	
19764	NORFOLK BROADS	02/11/1963	Active	14	3	0	3	27.27%	11		2		2		M,VP,SC	24+	\$629.92
19766	NORWICH CITY OF NORWICH	03/10/1959	Active(1)	2	0	0	0	0.00%	2		7		4		M,VP,SC	24+	
32645	NORWICH NORTH ALPHA	07/19/1976	Active	5	0	1	-1	-16.67%	6	35	1		12		M,VP,SC	N/R	
48431	NORWICH WEST	04/14/1988	Active	15	2	2	0	0.00%	16	23	4			N	SC	0	\$938.47
54885	NOTTINGHAM WEST	09/20/1993	Active	35	2	0	2	6.06%	34		6		2	N	SC	13	\$1,000.01
Exc Award (06/30/2020, 06/30/2023)																	
19767	PETERBOROUGH	04/07/1970	Active	35	0	1	-1	-2.78%	41	10	0			N	SC	2	\$1,379.53
Exc Award (06/30/2018, 06/30/2023, 06/30/2024)																	
29767	RAYLEIGH	08/23/1974	Active	14	1	0	1	7.69%	13		6			N	SC	24+	\$1,554.30
136401	Reepham	09/20/2018	Active	20	4	1	3	17.65%	18	3	0			N	SC	3	\$316.15
Exc Award (06/30/2023)																	
38326	RETFORD	04/29/1980	Active	25	3	2	1	4.17%	26	5	1			N		1	
19768	ROMFORD	06/24/1965	Active	11	0	1	-1	-8.33%	12	56	1			N	M,SC	24+	



Club Health Assessment for District 105CE through March 2025

			Status	Membership							Reports					Finance		LCIF
Club Number	Club Name	Charter Date		Current Member Count	YTD Members Added	YTD Members Dropped	YTD Net Growth	YTD Net Growth%	Member Count 12 Months Ago	Avg. length of service for dropped members	Months Since Last MMR ***	Yrs. Since Last Officer Report	President Rotation	Vice President Reported ****	Months Since Last Activity Report ***	Account Balance	Donations for current Fiscal Year	
			Number of times on status quo within last two years	If below 15 members appears					If net loss is greater than 20% appears			If no report in 3 months appears in	When more than one year appears in	Number of repeat terms	Notes the officers that do not have an active	If no report at 12 months red		
42680	SAFFRON WALDEN	05/11/1983	Active	9	1	2	-1	-10.00%	10	11	2		None	P,M,VP,SC	1		\$1,337.25	
19893	SCUNTHORPE	05/05/1964	Active	12	0	1	-1	-7.69%	14	55	3		N	M,SC	15			
32373	SKEGNESS	06/07/1976	Active	13	2	0	2	18.18%	11		4		6	R	T,M,SC	0	\$252.82	
29303	SLEAFORD & DISTRICT	05/17/1974	Active	16	0	4	-4	-20.00%	20	11	1			M,VP,SC	1	\$250.32		
40155	SOUTHWELL & DISTRICT L C	06/15/1981	Active	30	0	1	-1	-3.23%	31	43	7		N		0	\$627.61		
28111	SOUTHWOLD SOLE BAY	03/06/1974	Active	13	1	1	0	0.00%	13	14	1		N	M,SC	24+	\$887.49		
19898	SPALDING	01/06/1971	Active	13	1	0	1	8.33%	12		5		IP	P,SC	6	\$1,299.38		
31130	STAMFORD & DISTRICT	08/05/1975	Active	7	2	0	2	40.00%	5		5		9	VP,SC	0	\$376.32		
38666	STOWMARKET & DISTRICT L C	06/29/1980	Active	34	1	4	-3	-8.11%	39	24	0			M,VP,SC	24+	\$627.61		
43906	SWAFFHAM & DIST	05/29/1984	Active	21	0	1	-1	-4.55%	21	4	0		N		3	\$568.92		
46320	TAVERHAM & DISTRICT L C	06/18/1986	Active	18	0	1	-1	-5.26%	19	6	6		N	T,M,SC	13	\$1,926.99		
38327	THE DEEPINGS L C	04/15/1980	Active	13	1	2	-1	-7.14%	15	1	2			M,VP,SC	15	\$944.88		
Exc Award (06/30/2022)																		
37363	VALE OF BELVOIR L C	06/25/1979	Active	22	2	0	2	10.00%	21		3			M,VP,SC	2	\$627.61		
Exc Award (06/30/2017)																		
51448	WHITTLESEY	03/22/1991	Active	10	2	3	-1	-9.09%	11	10	0		2	M,VP,SC	0	\$314.26		
62555	Winterton and District	12/10/1999	Active	25	2	6	-4	-13.79%	29	10	0		2	N	SC	17	\$500.91	
19781	WISBECH	11/06/1972	Active	17	3	6	-3	-15.00%	21	5	0			VP,SC	0	\$758.46		
Exc Award (06/30/2020, 06/30/2021)																		
41743	WOODBRIIDGE & DISTRICT	07/30/1982	Active	13	0	0	0	0.00%	17		9			VP,SC	24+			
65293	WOODHALL SPA	05/01/2002	Active	13	0	0	0	0.00%	17		7		2	M,VP,SC	22	90+ Days		
31360	WROXHAM & HOVETON L C	11/07/1975	Active	15	0	1	-1	-6.25%	16	2	4		N	SC	24+	\$954.76		
Exc Award (06/30/2021)																		
19782	WYMONDHAM	12/11/1969	Active	13	0	1	-1	-7.14%	13	25	6		N	M,SC	24+	\$188.98		



Club Health Assessment for District 105CE through March 2025

			Status	Membership							Reports					Finance	LCIF
Club Number	Club Name	Charter Date		Current Member Count	YTD Members Added	YTD Members Dropped	YTD Net Growth	YTD Net Growth%	Member Count 12 Months Ago	Avg. length of service for dropped members	Months Since Last MMR ***	Yrs. Since Last Officer Report	President Rotation	Vice President Reported ****	Months Since Last Activity Report ***	Account Balance	Donations for current Fiscal Year
			Number of times on status quo within last two years	If below 15 members appears				If net loss is greater than 20% appears			If no report in 3 months appears in	When more than one year appears in	Number of repeat terms	Notes the officers that do not have an active	If no report at 12 months appears in red		

Clubs Cancelled Previous Fiscal Year – Clubs Cancelled within last 12 months may be reinstated

Club Number	Club Name	Charter Date	Current Status*	Cancellation Date
31754	HUNTINGDON GRAFHAM WATER	02/24/1976	Cancelled(6*)	01/29/2024
19887	NORTH NOTTS L C	03/04/1969	Cancelled(6*)	01/29/2024
34396	NOTTS/DERBY HEMLOCKSTONE L C	08/16/1977	Cancelled(6*)	06/29/2024
47431	WELLS NEXT THE SEA	06/09/1987	Cancelled(8*)	12/29/2023

Current Total Clubs Count	YTD New Clubs Count	YTD Cancelled Clubs Count	YTD Net Club Gain	Current Total Members Count	YTD Add	YTD Drop	YTD Net Growth	YTD Net Growth %	Member Count 12 Months Ago	Average Member Count Per Club	% of Clubs with less than 20 members	% No MMR in 3 Months	% No Officer Report in 12 Months	% of Clubs with balance 90+ days	Number of Clubs in Status Quo	% Status Quo Clubs in Financial Suspension	Number of Cancelled Clubs	Average Cancelled Club Age	Members Lost Due to Cancellation	% of Clubs Cancelled for Non-Financial Reasons
81	0	0	0	1,373	82	101	-19	-1.36%	1,446	17	65%	49%	0%	2%	0	0%	0	0	0	0%

* - P - Priority Club. Cancellation Reasons: 1-Objectives/conduct, 2-Non-active club, 5-Non-existing club, 6-Disbanding, 7-Merger, 8-Financial Suspension, 9-District/Multiple District Dues.

** - Abbreviation: P-President, S-Secretary, T-Treasurer, M-Member Chairperson, VP-First Vice President, MC-Communications Chairperson, SC-Service Chairperson

*** - Abbreviation: N/R - Never reported using the Lions Clubs website, N/A - Not applicable, No password registered for the Lions Clubs website.

**** - Abbreviation: N - New, IP - Immediate Past, R - Repeat.




Club Health Assessment for District 105CN through March 2025

			Status	Membership							Reports					Finance	LCIF	
Club Number	Club Name	Charter Date		Current Member Count	YTD Members Added	YTD Members Dropped	YTD Net Growth	YTD Net Growth%	Member Count 12 Months Ago	Avg. length of service for dropped members	Months Since Last MMR ***	Yrs. Since Last Officer Report	President Rotation	Vice President Reported ****	Months Since Last Activity Report ***	Account Balance	Donations for current Fiscal Year	
			Number of times on status quo within last two years	If below 15 members appears			If net loss is greater than 20% appears				If no report in 3 months appears in	When more than one year appears in	Number of repeat terms	Notes the officers that do not have an active		If no report at 12 months appears in red		
Clubs more than two years old																		
19783	ACCRINGTON	06/08/1967	Active	8	0	0	0	0.00%	10		9			IP	M,SC	17		
Exc Award (06/30/2018)																		
35381	ANGLESEY CENTRAL L C	04/17/1978	Active	8	0	0	0	0.00%	8		10		9	R	M,SC	24+		
31756	ASHBY-DE-LA-ZOUCH & COALVILLE	02/24/1976	Active	22	0	0	0	0.00%	17		9				M,VP,SC	2		\$1,243.44
Exc Award (06/30/2023)																		
33101	Barton under Needwood & District	12/08/1976	P- Active	9	9	0	9	100.00%	6		2				M,VP,SC	0		
55969	BEAUMARIS-MENAI-AETHWY	07/11/1994	Active	5	0	0	0	0.00%	5		5		2		M,VP,SC	24+		\$252.82
55181	BERT MASON INTERNET	01/05/1994	Active	4	0	0	0	0.00%	4		8		7		M,VP,SC	24+		
47914	BIRCHWOOD	12/04/1987	Active	19	0	2	-2	-9.52%	22	16	3		3		M,VP,SC	0		\$1,576.93
34540	BIRKENHEAD	10/06/1977	Active	5	0	1	-1	-16.67%	12	29	3		3		S,T,M,VP,SC	N/R	90+ Days	
19786	BLACKBURN	12/19/1961	Active	6	1	3	-2	-25.00%	8	22	1		3		M,VP,SC	N/R		
19788	BOLTON	06/18/1968	Active	20	1	1	0	0.00%	18	1	0				VP	10		
Exc Award (06/30/2024)																		
31863	BRIDGNORTH	03/15/1976	Active	26	3	2	1	4.00%	25	8	0				M,VP,SC	N/R		\$3,213.86
Exc Award (06/30/2018)																		
34394	BURNLEY	08/22/1977	Active	4	0	0	0	0.00%	5		6				M,VP,SC	24+		
46930	BURNTWOOD	02/16/1987	Active	7	0	0	0	0.00%	7		12		2	R	M,SC	24+		
19790	BURY	03/23/1967	Active	13	2	2	0	0.00%	13	4	7			N	M,SC	3		
32327	CAERNARFON	05/28/1976	Active	9	0	0	0	0.00%	10		5				M,VP,SC	N/R	90+ Days	
108281	CANNOCK	05/06/2010	Active	11	0	0	0	0.00%	11		0			N	M,SC	1		\$248.69
47980	CHEADLE	12/31/1987	Active	11	2	2	0	0.00%	10	4	0				M,VP,SC	19		\$1,285.88
Exc Award (06/30/2023)																		
19793	CHESTER	01/06/1960	Active	15	0	0	0	0.00%	18		5				T,M,VP,SC	15		\$1,152.93
31272	CHORLEY AND LEYLAND	10/07/1975	Active	13	3	2	1	8.33%	12	1	2		7	R	M,SC	4		
19812	CITY OF LIVERPOOL	04/03/1962	Active	15	0	0	0	0.00%	15		10				VP,SC	6		



Club Health Assessment for District 105CN through March 2025

			Status	Membership							Reports					Finance	LCIF
Club Number	Club Name	Charter Date		Current Member Count	YTD Members Added	YTD Members Dropped	YTD Net Growth	YTD Net Growth%	Member Count 12 Months Ago	Avg. length of service for dropped members	Months Since Last MMR ***	Yrs. Since Last Officer Report	President Rotation	Vice President Reported ****	Months Since Last Activity Report ***	Account Balance	Donations for current Fiscal Year
			Number of times on status quo within last two years	If below 15 members appears				If net loss is greater than 20% appears			If no report in 3 months appears in	When more than one year appears in	Number of repeat terms	Notes the officers that do not have an active	If no report at 12 months red		
42679	CLITHEROE	05/16/1983	Active	13	0	2	-2	-13.33%	15	21	3		2	M,VP,SC	N/R		
30273	CONGLETON	02/28/1975	Active	9	1	1	0	0.00%	9	2	0			VP,SC	0		\$621.72
	Exc Award (06/30/2023)																
19797	CREWE	01/16/1958	Active	11	6	1	5	83.33%	6	15	4		5	N	M,SC	10	
43509	CROSBY & DIST	02/21/1984	Active	21	1	0	1	5.00%	20		2			N	SC	0	\$1,277.31
19800	DOUGLAS VALLEY L C	04/29/1970	Active	18	0	0	0	0.00%	20		9			N	M,SC	19	
19802	FLEETWOOD & CLEVELEYS	08/14/1973	Active	16	3	1	2	14.29%	15	10	0			N	M,SC	0	
19856	FLINT & DISTRICT L C	03/23/1973	Active	19	0	2	-2	-9.52%	23	31	3			N	SC	24+	
	Exc Award (06/30/2023)																
28197	FURNESS	03/27/1974	Active	15	2	0	2	15.38%	14		2			N	SC	24+	\$324.84
	Exc Award (06/30/2017)																
19804	GARSTANG DISTRICT L C	03/02/1971	Active	24	1	3	-2	-7.69%	26	10	6		3	R	M,SC	0	
98962	GNOSALL NEWPORT AND DISTRICT	04/03/2007	Active	9	1	0	1	12.50%	8		2		4		VP,SC	1	\$385.24
37169	GRANGE-OVER-SANDS & DIST L C	05/25/1979	Active	17	0	1	-1	-5.56%	18	1	2			N	M,SC	21	\$188.28
127155	Hednesford Centennial	03/29/2016	Active	5	0	1	-1	-16.67%	7	10	3		7		M,VP,SC	24	
19805	HEYWOOD	11/06/1972	Active	5	0	1	-1	-16.67%	6	3	5				M,VP,SC	5	\$389.81
129831	Hyndburn Centennial	01/11/2017	Active	11	0	2	-2	-15.38%	13	9	3			R	M,SC	19	
36484	IRONBRIDGE-SEVERN GORGE L C	01/11/1979	Active	23	1	0	1	4.55%	24		2				M,VP,SC	24+	
	Exc Award (06/30/2022)																
20159	ISLE OF MAN L C	11/27/1968	Active	21	0	1	-1	-4.55%	21	2	4		2	N	SC	24+	
29302	KENDAL & DISTRICT	05/08/1974	Active	16	3	0	3	23.08%	15		5				M,VP,SC	0	\$1,950.03
48872	KESWICK	08/30/1988	Active	31	1	1	0	0.00%	31	23	3				M,VP,SC	0	\$1,337.25
19803	KIRKHAM & FYLDE RURAL LC	03/17/1964	Cancelled(6*)	0	0	3	-3	-100.00%	12	35	7	1	None	P,S,T,M,VP SC	13		\$1,467.19
31862	KNUTSFORD & DISTRICT L C	03/17/1976	Active	22	2	0	2	10.00%	20		0		5		M,VP,SC	12	\$1,009.77
19808	LANCASTER MORECAMBE	10/09/1968	Active	12	0	0	0	0.00%	12		5				VP,SC	0	\$318.92



Club Health Assessment for District 105CN through March 2025

			Status	Membership							Reports					Finance	LCIF
Club Number	Club Name	Charter Date		Current Member Count	YTD Members Added	YTD Members Dropped	YTD Net Growth	YTD Net Growth%	Member Count 12 Months Ago	Avg. length of service for dropped members	Months Since Last MMR ***	Yrs. Since Last Officer Report	President Rotation	Vice President Reported ****	Months Since Last Activity Report ***	Account Balance	Donations for current Fiscal Year
			Number of times on status quo within last two years	If below 15 members appears				If net loss is greater than 20% appears			If no report in 3 months appears in	When more than one year appears in	Number of repeat terms	Notes the officers that do not have an active	If no report at 12 months red		
Exc Award (06/30/2024)																	
52973	LEEK	04/24/1992	Active	11	1	0	1	10.00%	11		4		2	R	T,SC	24+	\$126.46
54998	LEIGH	10/26/1993	Cancelled(6*)	0	3	11	-8	-100.00%	8	14	0		None		P,S,T,M,VP SC	24+	
19811	LICHFIELD	11/27/1972	Active	5	0	10	-10	-66.67%	15	9	1		3		M,VP,SC	3	\$64.97
45908	LITTLEBOROUGH & DIST LC	03/24/1986	Active	7	0	2	-2	-22.22%	10	33	1		2		T,M,VP,SC	5	
33354	LLANDUDNO	02/08/1977	Active	41	5	0	5	13.89%	37		0			N	M	4	\$3,291.35
Exc Award (06/30/2020, 06/30/2023)																	
19816	LYTHAM ST ANNES	05/10/1962	Active	8	0	1	-1	-11.11%	10	51	0				M,VP,SC	24+	\$629.92
19817	MACCLESFIELD & DISTRICT	08/07/1972	Active	15	1	1	0	0.00%	15	2	2		6	N	M	1	
Exc Award (06/30/2024)																	
129830	Maghull & District	01/11/2017	Active	11	0	0	0	0.00%	11		28	1	None		P,S,T,M,VP SC	N/R	\$133.72
35600	MARYPORT	05/15/1978	Cancelled(6*)	0	0	5	-5	-100.00%	5	33	3	1	None		P,S,T,M,VP SC	24+	
37475	MATLOCK DERWENT VALLEY	08/24/1979	Active	17	1	0	1	6.25%	14		1		2	N	S,SC	7	
Exc Award (06/30/2016)																	
62583	MIDDLE MARCHES	12/27/1999	Active	3	0	0	0	0.00%	3		11		None	R	P,M,SC	9	\$446.40
138694	Nantwich	06/18/2019	Active(1)	6	0	0	0	0.00%	6		18	1	None		P,S,T,M,VP SC	24+	90+ Days
47049	NEWCASTLE UNDER LYME	03/13/1987	Active	7	0	0	0	0.00%	9		9		5		M,VP,SC	24+	\$632.30
36482	ORMSKIRK AND DISTRICT	01/31/1979	Active	11	1	2	-1	-8.33%	12	35	4		2		M,VP,SC	24+	
30113	OSWESTRY	01/10/1975	Active	8	0	0	0	0.00%	8		5		5		VP,SC	24+	
31570	PENRITH	01/19/1976	Active	18	1	1	0	0.00%	19	6	0			N	M,VP,SC	13	\$2,090.57
19857	PRESTATYN AND RHYL LC	07/16/1969	Active	5	0	0	0	0.00%	5		9	1	None		P,S,T,M,VP SC	N/R	
19827	PRESTWICH	11/02/1971	Active	7	1	0	1	16.67%	6		4		4		M,VP,SC	24+	
50177	ROCHDALE	02/09/1990	Active	6	0	0	0	0.00%	6		24	1	None		P,S,T,M,VP SC	24+	90+ Days
36335	ROMILEY MARPLE & DISTRICT	12/04/1978	Active	14	0	0	0	0.00%	15		11				VP	22	\$649.68
Exc Award (06/30/2021)																	
52602	RUGELEY AND DISTRICT	03/02/1992	Active	10	0	0	0	0.00%	10		2		7		VP,SC	3	



Club Health Assessment for District 105CN through March 2025

			Status	Membership							Reports					Finance	LCIF
Club Number	Club Name	Charter Date		Current Member Count	YTD Members Added	YTD Members Dropped	YTD Net Growth	YTD Net Growth%	Member Count 12 Months Ago	Avg. length of service for dropped members	Months Since Last MMR ***	Yrs. Since Last Officer Report	President Rotation	Vice President Reported ****	Months Since Last Activity Report ***	Account Balance	Donations for current Fiscal Year
			Number of times on status quo within last two years	If below 15 members appears				If net loss is greater than 20% appears			If no report in 3 months appears in	When more than one year appears in	Number of repeat terms	Notes the officers that do not have an active	If no report at 12 months appears in red		
19833	SALE AND DISTRICT	12/06/1971	Active	14	4	2	2	16.67%	17	32	2		2	N	M,SC	1	\$438.74
46847	SHEPSHED	01/27/1987	Active	23	4	1	3	15.00%	22	49	0				M,VP,SC	12	
19838	SOUTHPORT	02/13/1962	Active	20	3	0	3	17.65%	16		2			N	SC	N/R	
34040	STAFFORD	06/03/1977	Active	32	1	3	-2	-5.88%	34	5	0		4	N		0	\$887.49
Exc Award (06/30/2019, 06/30/2021, 06/30/2022)																	
19839	STOCKPORT	05/21/1968	Active	5	0	0	0	0.00%	5		27	2	None		P,S,T,M,VP SC	24+	
45705	STOCKTON HEATH & DISTRICT	01/27/1986	Active	2	0	0	0	0.00%	2		11	2	None		P,S,T,M,VP SC	24+	
28052	STOKE ON TRENT L C	02/18/1974	Active	23	1	1	0	0.00%	22	39	2			N		0	\$2,010.67
36485	STONE	01/11/1979	Active	22	1	0	1	4.76%	23		8				M,VP,SC	24+	
60095	UPHOLLAND TAWD VALE	11/14/1997	Active	25	2	0	2	8.70%	22		0				M,VP,SC	24+	
31359	URMSTON	11/07/1975	Active	16	2	0	2	14.29%	12		4			R	S,M,SC	3	\$627.61
30205	UTTOXETER	02/07/1975	Active	25	1	1	0	0.00%	25	0	1				VP,SC	4	\$1,976.12
30888	VALE ROYAL	06/06/1975	Active	15	0	0	0	0.00%	14		10		2		M,VP	8	\$439.38
31151	WALLASEY	08/25/1975	Active	9	0	3	-3	-25.00%	15	9	5			N	SC	24+	\$9,471.88
19842	WARRINGTON	05/27/1968	Active	19	0	4	-4	-17.39%	23	6	3		6		T,M,VP,SC	N/R	
124720	Whalley and District	04/23/2015	Active	18	0	0	0	0.00%	19		8			R	SC	0	\$346.36
Exc Award (06/30/2018)																	
29413	WINDERMERE AND AMBLESIDE	05/31/1974	Active	11	0	1	-1	-8.33%	13	5	4			N	M,SC	N/R	\$642.07
19858	WREXHAM MAELOR	04/19/1963	Active	8	0	0	0	0.00%	10		7			N	S,SC	0	\$227.57

Clubs Cancelled Previous Fiscal Year – Clubs Cancelled within last 12 months may be reinstated

Club Number	Club Name	Charter Date	Current Status*	Cancellation Date
47154	ALSAGER	04/13/1987	Cancelled(6*)	06/29/2024
19849	SOUTH MANCHESTER	10/07/1971	Cancelled(6*)	07/29/2023
19841	TELFORD	04/16/1969	Cancelled(6*)	06/29/2024
19850	WIRRAL	07/02/1968	Cancelled(6*)	05/29/2024



Club Health Assessment for District 105CN through March 2025

Club Number			Club Name			Charter Date			Status	Membership						Reports				Finance		LCIF		
										Current Member Count	YTD Members Added	YTD Members Dropped	YTD Net Growth	YTD Net Growth%	Member Count 12 Months Ago	Avg. length of service for dropped members	Months Since Last MMR ***	Yrs. Since Last Officer Report	President Rotation	Vice President Reported ****	Months Since Last Activity Report ***	Account Balance	Donations for current Fiscal Year	
									Number of times on status quo within last two years	If below 15 members appears			If net loss is greater than 20% appears			If no report in 3 months appears in		When more than one year appears in	Number of repeat terms	Notes the officers that do not have an active		If no report at 12 months appears in red		
Current Total Clubs Count	YTD New Clubs Count	YTD Cancelled Clubs Count	YTD Net Club Gain	Current Total Members Count	YTD Add	YTD Drop	YTD Net Growth	YTD Net Growth %	Member Count 12 Months Ago	Average Member Count Per Club	% of Clubs with less than 20 members	% No MMR in 3 Months	% No Officer Report in 12 Months	% of Clubs with balance 90+ days	Number of Clubs in Status Quo	% Status Quo Clubs in Financial Suspension	Number of Cancelled Clubs	Average Cancelled Club Age	Members Lost Due to Cancellation	% of Clubs Cancelled for Non-Financial Reasons				
76	0	3	-3	1,045	76	84	-8	-0.76%	1,100	14	78%	61%	8%	5%	0	0%	3	113	19	100%				

* - P - Priority Club. Cancellation Reasons: 1-Objectives/conduct, 2-Non-active club, 5-Non-existing club, 6-Disbanding, 7-Merger, 8-Financial Suspension, 9-District/Multiple District Dues.

** - Abbreviation: P-President, S-Secretary, T-Treasurer, M-Member Chairperson, VP-First Vice President, MC-Communications Chairperson, SC-Service Chairperson

*** - Abbreviation: N/R - Never reported using the Lions Clubs website, N/A - Not applicable, No password registered for the Lions Clubs website.

**** - Abbreviation: N - New, IP - Immediate Past, R - Repeat.



Club Health Assessment for District 105CW through March 2025

			Status	Membership							Reports					Finance		LCIF
Club Number	Club Name	Charter Date		Current Member Count	YTD Members Added	YTD Members Dropped	YTD Net Growth	YTD Net Growth%	Member Count 12 Months Ago	Avg. length of service for dropped members	Months Since Last MMR ***	Yrs. Since Last Officer Report	President Rotation	Vice President Reported ****	Months Since Last Activity Report ***	Account Balance	Donations for current Fiscal Year	
			Number of times on status quo within last two years	If below 15 members appears				If net loss is greater than 20% appears			If no report in 3 months appears in	When more than one year appears in	Number of repeat terms	Notes the officers that do not have an active	If no report at 12 months appears in red			
Clubs less than two years old																		
172952	Coventry Earlsdon	07/05/2024	Active	29	30	1	29	100.00%	0	3	2			M,VP,SC	7		\$2,176.02	
154787	Coventry Holybush	06/20/2023	Active	8	0	8	-8	-50.00%	16	1	3		3	VP,SC	4	90+ Days		
172257	Coventry Kenyan	06/17/2024	Active	20	0	0	0	0.00%	0		9		2	M,VP,SC	N/R	90+ Days		
179742	Coventry Nepalese	12/05/2024	Active	20	20	0	20	100.00%	0		3			M,VP,SC	N/R	90+ Days		
154603	Coventry Phoenix	06/13/2023	Active	24	47	51	-4	-14.29%	47	2	0			S,VP,SC	0		\$2,940.41	
Exc Award (06/30/2024)																		
154693	Coventry Sonali	06/13/2023	Active	20	6	4	2	11.11%	25	1	0		3	M,VP,SC	6	90+ Days		
154788	Coventry Trinity	06/20/2023	Active	21	5	2	3	16.67%	24	4	2		3	M,VP,SC	4		\$313.81	
154793	Northampton Castle	06/20/2023	Active	8	0	1	-1	-11.11%	12	1	4		3	M,VP,SC	6			
172797	Rugby Heritage	08/07/2024	Active	41	43	2	41	100.00%	0	0	0			N SC	0		\$1,224.33	
153906	Warwickshire Coaching	05/17/2023	Active(1)	8	0	2	-2	-20.00%	24	5	1			T,M,VP,SC	6			
180546	Warwickshire Westwood	03/27/2025	Newly Chartered	20	20	0	20	100.00%	0		0			T,M,VP,SC	N/A			
158051	Wolverhampton Nepalese	04/30/2024	Active	37	17	0	17	85.00%	0		5		2	M,VP,SC	N/R	90+ Days		
Clubs more than two years old																		
32817	ABERTILLERY	10/05/1976	Active	16	0	0	0	0.00%	16		4			M,VP,SC	24+			
49348	ALDRIDGE & DIST	03/29/1989	Cancelled(6*)	0	0	4	-4	-100.00%	6	25	6		None	P,S,T,M,VP SC	5		\$125.98	
Exc Award (06/30/2017)																		
19959	AMMANFORD	02/12/1970	Active	16	2	3	-1	-5.88%	20	20	1		8	R S,M,SC	6		\$381.80	
Exc Award (06/30/2022)																		
19784	BALSALL COMMON	12/26/1973	Active	47	3	24	-21	-30.88%	67	6	2			VP	1		\$2,193.85	
Exc Award (06/30/2018, 06/30/2021, 06/30/2023)																		
31471	BARWELL & EARL SHILTON	12/08/1975	Active	20	1	1	0	0.00%	20	26	1			N SC	3		\$471.86	
Exc Award (06/30/2021, 06/30/2023)																		
34312	BEDWORTH	07/18/1977	Active	7	0	0	0	0.00%	7		21		9	M,VP,SC	6			
Exc Award (06/30/2024)																		



Club Health Assessment for District 105CW through March 2025

			Status	Membership							Reports					Finance	LCIF
Club Number	Club Name	Charter Date		Current Member Count	YTD Members Added	YTD Members Dropped	YTD Net Growth	YTD Net Growth%	Member Count 12 Months Ago	Avg. length of service for dropped members	Months Since Last MMR ***	Yrs. Since Last Officer Report	President Rotation	Vice President Reported ****	Months Since Last Activity Report ***	Account Balance	Donations for current Fiscal Year
			Number of times on status quo within last two years	If below 15 members appears				If net loss is greater than 20% appears			If no report in 3 months appears in	When more than one year appears in	Number of repeat terms	Notes the officers that do not have an active	If no report at 12 months appears in red		
44062	BILSTON & WILLENHALL L C Exc Award (06/30/2024)	06/25/1984	Active	13	4	0	4	44.44%	9		1		13	M,VP	1		\$313.81
37252	BIRMINGHAM ACOCKS GREEN Exc Award (06/30/2024)	06/11/1979	Active	22	2	2	0	0.00%	22	5	2			R	3		\$448.68
47229	BIRMINGHAM CHINATOWN	04/20/1987	Active	20	1	0	1	5.26%	23		6			N	1		\$2,537.96
46058	BIRMINGHAM HANDSWORTH	04/04/1986	Active	18	0	0	0	0.00%	18		22			M,VP,SC	5		\$376.57
43027	BIRMINGHAM MOSELEY & KINGS HEATH	09/01/1983	Active	17	0	0	0	0.00%	19		5			VP,SC	1		\$289.13
19960	BLACK MOUNTAINS L C	02/22/1973	Active	11	0	3	-3	-21.43%	14	10	3			VP,SC	3		\$1,642.82
19961	BRECON	03/22/1972	Active	12	0	0	0	0.00%	12		12			VP,SC	3		\$131.65
30206	BRIDGEND	02/07/1975	Active	19	0	1	-1	-5.00%	19	3	0			N	SC	3	\$621.72
19976	BRISTOL BRUNEL	07/16/1971	Active	23	2	2	0	0.00%	23	14	4			R	0		\$4,150.03
38076	BROMSGROVE	02/29/1980	Active	9	0	0	0	0.00%	9		0		4	M,VP,SC	3		\$379.38
145087	Bromyard	02/16/2021	Active	11	0	0	0	0.00%	11		3		2	M,VP,SC	0		\$155.43
38331	CAERFFILI	04/25/1980	Active	4	0	0	0	0.00%	6		10		3	P,M,VP,SC	24+		\$401.17
19962	CARDIFF	01/18/1968	Active	10	0	1	-1	-9.09%	11	19	6		2	M,VP,SC	5		\$629.92
29225	CARMARTHEN	04/26/1974	Active	12	1	0	1	9.09%	11		6			P,T,M,VP,SC	7		
49798	CASTLE BROMWICH & DIST	08/04/1989	Active	14	1	1	0	0.00%	14	4	8			VP,SC	6		
142354	Central West British Isles 2020 Virtual Exc Award (06/30/2021, 06/30/2023)	08/21/2020	Active	22	8	1	7	46.67%	15	4	4		2	VP	1		\$282.88
19983	CHELTENHAM	06/15/1960	Active	12	0	1	-1	-7.69%	11	48	5			N	M,SC	5	\$312.39
19984	CHEPSTOW AND CALDICOT	11/24/1971	Active	21	5	4	1	5.00%	11	34	1		4	VP,SC	3		\$574.16
19986	CHIPPING SODBURY Exc Award (06/30/2017, 06/30/2024)	12/16/1970	Active	15	0	3	-3	-16.67%	17	15	1		None	P,VP,SC	12		\$629.92
29542	CORBY & DISTRICT Exc Award (06/30/2024)	06/28/1974	Active	14	0	0	0	0.00%	13		9			N	SC	5	\$1,316.54
49170	COTSWOLD FOSSEWAY	01/25/1989	Cancelled(6*)	0	0	2	-2	-100.00%	2	15	11		None	P,S,T,M,VP SC	5		



Club Health Assessment for District 105CW through March 2025

			Status	Membership							Reports					Finance	LCIF
Club Number	Club Name	Charter Date		Current Member Count	YTD Members Added	YTD Members Dropped	YTD Net Growth	YTD Net Growth%	Member Count 12 Months Ago	Avg. length of service for dropped members	Months Since Last MMR ***	Yrs. Since Last Officer Report	President Rotation	Vice President Reported ****	Months Since Last Activity Report ***	Account Balance	Donations for current Fiscal Year
			Number of times on status quo within last two years	If below 15 members appears					If net loss is greater than 20% appears			If no report in 3 months appears in	When more than one year appears in	Number of repeat terms	Notes the officers that do not have an active	If no report at 12 months appears in red	
55699	COVENTRY GODIVA	05/16/1994	Active	54	4	1	3	5.88%	50	1	4			N	6		\$2,503.28
Exc Award (06/30/2018, 06/30/2022, 06/30/2025)																	
45911	COVENTRY LEOFRIC	03/25/1986	Active	31	3	0	3	10.71%	27		2			VP	0		\$2,511.54
Exc Award (06/30/2019, 06/30/2020, 06/30/2025)																	
44752	DROITWICH	03/11/1985	Active	23	3	0	3	15.00%	19		0		8	VP,SC	1		\$628.77
Exc Award (06/30/2024)																	
45912	DUDLEY	03/21/1986	Active	3	0	4	-4	-57.14%	7	4	3			M,VP,SC	4		
39814	DURSLEY	04/28/1981	Active	29	0	2	-2	-6.45%	30	28	4		N	SC	16		
61695	FISHGUARD AND GOODWICK	03/31/1999	Active	5	0	0	0	0.00%	4		11		4	S,M,VP,SC	24+		
19993	FOREST OF DEAN L C	02/22/1973	Active	12	1	0	1	9.09%	11		0		IP	M,SC	1		\$1,099.47
19964	GLANTAW SWANSEA VALLEY	11/08/1973	Active	11	0	2	-2	-15.38%	13	29	3		2	M,VP,SC	8		\$668.62
Exc Award (06/30/2016, 06/30/2018)																	
19965	GOWER & LLWCHWR ESTUARY	01/11/1971	Active	11	2	4	-2	-15.38%	13	16	3		2	T,VP,SC	3		
Exc Award (06/30/2018, 06/30/2021, 06/30/2025)																	
117658	HARBOROUGH TWENTY 12	08/15/2012	Active	17	0	0	0	0.00%	17		9		2	N, M,SC	1		\$313.81
Exc Award (06/30/2023)																	
19996	HEREFORD	03/24/1959	Active	26	3	1	2	8.33%	26	2	1			M,VP,SC	6		\$1,309.84
30112	HINCKLEY BURBAGE	01/10/1975	Active	14	0	0	0	0.00%	15		8			M,VP,SC	3		\$314.96
Exc Award (06/30/2022)																	
19806	KENILWORTH	06/09/1969	Active	60	5	2	3	5.26%	57	9	1		N	SC	1		\$1,889.76
Exc Award (06/30/2023, 06/30/2024)																	
19807	KETTERING & DISTRICT L C	12/27/1972	Active	21	2	0	2	10.53%	19		1		4	VP,SC	5		\$158.07
28150	KIDDERMINSTER&DISTRICT	03/15/1974	Active	5	0	0	0	0.00%	5		11		5	M,VP,SC	3	90+ Days	\$313.81
30204	KINGSWINFORD-STOURBRI DGE	02/05/1975	Active	14	1	3	-2	-12.50%	17	22	0		3	M,VP,SC	1		\$1,375.99
39064	KINGTON	11/10/1980	Active	5	0	0	0	0.00%	5		12		3	M,VP,SC	6		
31757	KNOWLE & DORRIDGE	02/24/1976	Active	13	1	0	1	8.33%	12		3			M,VP,SC	21		\$658.27



Club Health Assessment for District 105CW through March 2025

			Status	Membership							Reports					Finance		LCIF
Club Number	Club Name	Charter Date		Current Member Count	YTD Members Added	YTD Members Dropped	YTD Net Growth	YTD Net Growth%	Member Count 12 Months Ago	Avg. length of service for dropped members	Months Since Last MMR ***	Yrs. Since Last Officer Report	President Rotation	Vice President Reported ****	Months Since Last Activity Report ***	Account Balance	Donations for current Fiscal Year	
			Number of times on status quo within last two years	If below 15 members appears				If net loss is greater than 20% appears			If no report in 3 months appears in	When more than one year appears in	Number of repeat terms		Notes the officers that do not have an active	If no report at 12 months appears in red		
35387	LECHLADE & DISTRICT	04/07/1978	Active	27	1	0	1	3.85%	26		4				M,VP,SC	2		\$1,257.53
Exc Award (06/30/2021, 06/30/2024)																		
19792	LEICESTER CHARNWOOD	01/28/1974	Active	39	1	1	0	0.00%	39	43	4			N	P,SC	3		
Exc Award (06/30/2023, 06/30/2024)																		
19810	LEICESTER HOST	04/18/1952	Active	14	0	0	0	0.00%	14		7			N	M,SC	5		\$157.48
Exc Award (06/30/2023)																		
42682	LLANTWIT MAJOR AND COWBRIDGE	05/26/1983	Active	19	0	2	-2	-9.52%	21	12	0			N	SC	8		\$409.82
38813	LUTTERWORTH	07/21/1980	Active	7	2	3	-1	-12.50%	8	14	2			N	T,M,SC	5	90+ Days	
Exc Award (06/30/2023)																		
30473	MALVERN HILLS	03/31/1975	Active	10	0	0	0	0.00%	10		16		3		M,VP,SC	24+		\$314.96
34121	MARSTON GREEN & DIST L C	06/24/1977	Active	15	1	1	0	0.00%	16	10	3				M,VP	6		\$891.89
Exc Award (06/30/2021, 06/30/2023)																		
29383	MELTON MOWBRAY	05/23/1974	Active	32	5	0	5	18.52%	22		2			N	SC	1		\$727.12
Exc Award (06/30/2022, 06/30/2023, 06/30/2024)																		
29304	MONMOUTH GWENT	05/17/1974	Cancelled(6*)	0	0	2	-2	-100.00%	2	5	4		None		P,S,T,M,VP SC	6		\$818.11
19968	NEWPORT	01/25/1965	Active	18	0	0	0	0.00%	21		9			R		1		\$313.81
19821	NORTHAMPTON	09/25/1968	Active	12	3	0	3	33.33%	9		4		3		VP	1		\$410.86
Exc Award (06/30/2023)																		
39063	NORTHAMPTON EIGHTY	11/17/1980	Active	8	0	0	0	0.00%	9		7		2		M,VP,SC	6		\$156.90
38868	OADBY & WIGSTON	08/13/1980	Active	17	0	5	-5	-22.73%	22	29	2		2		VP,SC	3		
Exc Award (06/30/2024)																		
38176	PEMBROKE & PEMBROKE DOCK L C	03/11/1980	Active	13	0	1	-1	-7.14%	14	1	1		3	R	VP	8		\$1,298.54
Exc Award (06/30/2022)																		
38977	PORTHCAWL	10/21/1980	Active	21	1	2	-1	-4.55%	23	19	3		2	N	SC	17		\$310.86
19829	REDDITCH	06/19/1972	Active	15	0	1	-1	-6.25%	16	35	7		2		M,VP,SC	3		
20008	ROSS ON WYE	03/02/1971	Active	28	7	1	6	27.27%	24	3	3			N		0		\$639.92
Exc Award (06/30/2018, 06/30/2023)																		



Club Health Assessment for District 105CW through March 2025

			Status	Membership							Reports					Finance	LCIF	
Club Number	Club Name	Charter Date		Current Member Count	YTD Members Added	YTD Members Dropped	YTD Net Growth	YTD Net Growth%	Member Count 12 Months Ago	Avg. length of service for dropped members	Months Since Last MMR ***	Yrs. Since Last Officer Report	President Rotation	Vice President Reported ****	Months Since Last Activity Report ***	Account Balance	Donations for current Fiscal Year	
			Number of times on status quo within last two years	If below 15 members appears				If net loss is greater than 20% appears			If no report in 3 months appears in	When more than one year appears in	Number of repeat terms	Notes the officers that do not have an active	If no report at 12 months appears in red			
19832	RUGBY ROKEBY L C	01/18/1968	Active	19	2	1	1	5.56%	24	4	2			N	M,SC	2		\$627.61
	Exc Award (06/30/2021, 06/30/2022)																	
30737	RUSHDEN & DISTRICT	05/13/1975	Active	6	0	1	-1	-14.29%	7	2	4		15		T,M,VP	5		\$248.69
	Exc Award (06/30/2023)																	
30475	RUTLAND	03/31/1975	Active	24	0	1	-1	-4.00%	25	2	2				M,VP,SC	4		\$314.96
	Exc Award (06/30/2023, 06/30/2024)																	
105008	SANDWELL	03/18/2009	Active	22	0	0	0	0.00%	25		2			N	SC	0		\$404.96
	Exc Award (06/30/2021)																	
39288	SEVERN DEAN L C	01/06/1981	Active	15	1	1	0	0.00%	15	5	2			R	M,SC	8		\$1,156.54
	Exc Award (06/30/2024)																	
19834	SHAKESPEARE L C	01/26/1967	Active	33	3	6	-3	-8.33%	36	9	0		None		P,M,VP,SC	0		
34669	SHIRLEY	11/17/1977	Active	24	1	2	-1	-4.00%	27	3	1				VP	4		
	Exc Award (06/30/2017, 06/30/2021, 06/30/2024)																	
19836	SOLIHULL	06/24/1969	Active	12	1	1	0	0.00%	13	7	2				M,VP,SC	6		
19837	SOUTHAM	05/21/1971	Active	27	1	2	-1	-3.57%	28	7	2				M,VP,SC	0		\$629.92
39555	STOUR VALLEY	03/10/1981	Active	17	1	0	1	6.25%	16		1		None		P,VP,SC	0		
	Exc Award (06/30/2024)																	
19840	SUTTON COLDFIELD AND ERDINGTON	04/11/1962	Active	10	0	0	0	0.00%	10		20		3		M,VP,SC	24+		
19969	SWANSEA	05/16/1968	Active	6	0	0	0	0.00%	6		21		2		M,VP,SC	8		
33723	TENBY AND DISTRICT	04/30/1977	Active	12	1	8	-7	-36.84%	19	15	4				M,VP,SC	5		\$1,316.54
20014	TETBURY	10/23/1973	Active	25	2	4	-2	-7.41%	29	11	0			N	SC	6		
47786	THORNBURY	10/19/1987	Active	13	0	2	-2	-13.33%	15	34	1			N	S,SC	5		\$5,039.35
102582	THURNBY	06/21/2008	Active	11	1	0	1	10.00%	10		4			IP	M,SC	5		
29134	TOWCESTER & DISTRICT	04/03/1974	Cancelled(6*)	0	0	8	-8	-100.00%	11	32	4		None		P,S,T,M,VP SC	4		\$206.31
29859	WALSALL	10/14/1974	Cancelled(6*)	0	0	7	-7	-100.00%	7	3	3	1	None		P,S,T,M,VP SC	24+		
19843	WARWICK	01/19/1961	Active	22	4	0	4	22.22%	17		5			N		8		\$944.88
19845	WELLESBOURNE	08/03/1971	Active	19	6	1	5	35.71%	14	16	1		2	R	SC	3		\$976.46



Club Health Assessment for District 105CW through March 2025

			Status	Membership							Reports				Finance	LCIF	
Club Number	Club Name	Charter Date		Current Member Count	YTD Members Added	YTD Members Dropped	YTD Net Growth	YTD Net Growth%	Member Count 12 Months Ago	Avg. length of service for members	Months Since Last MMR ***	Yrs. Since Last Officer Report	President Rotation	Vice President Reported ****	Months Since Last Activity Report ***	Account Balance	Donations for current Fiscal Year
			Number of times on status quo within last two years	If below 15 members appears				If net loss is greater than 20% appears			If no report in 3 months appears in	When more than one year appears in	Number of repeat terms	Notes the officers that do not have an active	If no report at 12 months appears in red		
Exc Award (06/30/2022)																	
19844	WELLINGBOROUGH & DISTRICT	10/23/1973	Cancelled(6*)	0	2	5	-3	-100.00%	2	7	4		None	P,S,T,M,VP SC	5		\$377.95
19852	WORCESTER WORCS	07/01/1969	Active	5	1	0	1	25.00%	6		5			M,VP,SC	8		
34122	WOTTON UNDER EDGE	06/16/1977	Active	32	4	2	2	6.67%	28	24	1		3	M,VP	6		\$2,517.36
Exc Award (06/30/2024)																	

Clubs Cancelled Previous Fiscal Year – Clubs Cancelled within last 12 months may be reinstated

Club Number	Club Name	Charter Date	Current Status*	Cancellation Date
31472	BIRMINGHAM EXHIBITION	12/23/1975	Cancelled(6*)	04/29/2024
48726	BLABY & DISTRICT	06/21/1988	Cancelled(6*)	05/29/2024
145939	Ceredigion Invictus	04/21/2021	Cancelled(8*)	06/29/2024
120043	Coventry Mercia	07/25/2013	Cancelled(6*)	02/29/2024
19822	NUNEATON	03/27/1968	Cancelled(6*)	04/29/2024
32432	TAMWORTH	06/21/1976	Cancelled(6*)	12/29/2023
19851	WOLVERHAMPTON	07/31/1973	Cancelled(6*)	01/29/2024

Current Total Clubs Count	YTD New Clubs Count	YTD Cancelled Clubs Count	YTD Net Club Gain	Current Total Members Count	YTD Add	YTD Drop	YTD Net Growth	YTD Net Growth %	Member Count 12 Months Ago	Average Member Count Per Club	% of Clubs with less than 20 members	% No MMR in 3 Months	% No Officer Report in 12 Months	% of Clubs with balance 90+ days	Number of Clubs in Status Quo	% Status Quo Clubs in Financial Suspension	Number of Cancelled Clubs	Average Cancelled Club Age	Members Lost Due to Cancellation	% of Clubs Cancelled for Non-Financial Reasons
91	4	6	-2	1,664	295	214	81	5.12%	1,607	18	60%	55%	0%	8%	0	0%	6	88	28	83%

* - P - Priority Club. Cancellation Reasons: 1-Objectives/conduct, 2-Non-active club, 5-Non-existing club, 6-Disbanding, 7-Merger, 8-Financial Suspension, 9-District/Multiple District Dues.

** - Abbreviation: P-President, S-Secretary, T-Treasurer, M-Member Chairperson, VP-First Vice President, MC-Communications Chairperson, SC-Service Chairperson

*** - Abbreviation: N/R - Never reported using the Lions Clubs website, N/A - Not applicable, No password registered for the Lions Clubs website.

**** - Abbreviation: N - New, IP - Immediate Past, R - Repeat.



Club Health Assessment for District 105 N through March 2025

			Status	Membership							Reports					Finance		LCIF
Club Number	Club Name	Charter Date		Current Member Count	YTD Members Added	YTD Members Dropped	YTD Net Growth	YTD Net Growth%	Member Count 12 Months Ago	Avg. length of service for dropped members	Months Since Last MMR ***	Yrs. Since Last Officer Report	President Rotation	Vice President Reported ****	Months Since Last Activity Report ***	Account Balance	Donations for current Fiscal Year	
			Number of times on status quo within last two years	If below 15 members appears				If net loss is greater than 20% appears			If no report in 3 months appears in	When more than one year appears in	Number of repeat terms	Notes the officers that do not have an active	If no report at 12 months appears in red			
Clubs more than two years old																		
32643	ABERDEEN	07/19/1976	Active	10	0	2	-2	-16.67%	13	38	3		5	M,VP,SC	24+			
105382	ABERDEEN BON ACCORD	05/01/2009	Active	12	0	0	0	0.00%	16		9		3	M,VP,SC	20		\$145.48	
	Exc Award (06/30/2018)																	
77736	ALLENDALE	11/21/2003	Active	17	0	3	-3	-15.00%	20	21	4			M,VP,SC	3		\$316.15	
30828	ALNWICK	05/23/1975	Active	23	4	1	3	15.00%	21	19	0			N	M,SC	24+	\$3,836.22	
57423	AYR & PRESTWICK L C	10/12/1995	Cancelled(6*)	0	0	0	0	0.00%	4		9	1	None	P,S,T,M,VP SC	16			
	Exc Award (06/30/2016, 06/30/2018)																	
19860	BARNSELY DISTRICT L C	12/16/1965	Active	9	0	0	0	0.00%	9		6			VP,SC	N/R			
20077	BEVERLEY	07/09/1959	P- Active	3	0	0	0	0.00%	3		8		7	P,M,VP,SC	24+			
124552	Beverley Westwood	04/13/2015	Cancelled(6*)	0	0	0	0	0.00%	10		9	1	None	P,S,T,M,VP SC	24+			
	Exc Award (06/30/2017)																	
60794	Boroughbridge	05/19/1998	Active	19	4	0	4	26.67%	14		2			N		0	\$1,807.52	
	Exc Award (06/30/2017, 06/30/2022)																	
119228	BRADFORD CENTRAL	04/24/2013	Active	10	1	1	0	0.00%	13	2	6			N	M,SC	0	\$259.88	
115654	BRAMLEY AND WICKERSLEY	12/05/2011	Active	9	0	0	0	0.00%	9		2			M,VP,SC	0			
20079	BRIDLINGTON	08/22/1963	Active	21	6	7	-1	-4.55%	22	5	0			VP	12		\$64.97	
19866	CASTLEFORD & PONTEFRAC T DISTRICT	11/04/1968	Active	14	0	1	-1	-6.67%	15	1	5		3	R	M,SC	0	\$323.30	
	Exc Award (06/30/2024)																	
20112	CITY OF EDINBURGH L C	03/16/1967	Cancelled(6*)	0	0	0	0	0.00%	4		8	1	None	P,S,T,M,VP SC	24+			
	Exc Award (06/30/2016, 06/30/2018)																	
47155	COLNE VALLEY	04/06/1987	Active	11	2	2	0	0.00%	10	24	2			M,VP,SC	4		\$188.28	
20081	CONSETT	12/13/1962	Active	8	0	1	-1	-11.11%	9	24	0			M,VP,SC	1			
49111	DALBEATTIE & DIST L C	12/29/1988	Active	7	0	1	-1	-12.50%	9	10	0		2	N	S,M,SC	0	\$930.78	
20082	DARLINGTON	05/11/1961	Active	22	3	1	2	10.00%	21	2	0			P,M,VP,SC	0		\$1,882.83	
37596	DENBY DALE DISTRICT L C	10/15/1979	Active	31	4	1	3	10.71%	28	27	0			N	P,SC	24+	\$1,579.85	



Club Health Assessment for District 105 N through March 2025

			Status	Membership							Reports					Finance		LCIF
Club Number	Club Name	Charter Date		Current Member Count	YTD Members Added	YTD Members Dropped	YTD Net Growth	YTD Net Growth%	Member Count 12 Months Ago	Avg. length of service for dropped members	Months Since Last MMR ***	Yrs. Since Last Officer Report	President Rotation	Vice President Reported ****	Months Since Last Activity Report ***	Account Balance	Donations for current Fiscal Year	
			Number of times on status quo within last two years	If below 15 members appears					If net loss is greater than 20% appears			If no report in 3 months appears in	When more than one year appears in	Number of repeat terms	Notes the officers that do not have an active	If no report at 12 months appears in red		
20083	DERWENT L C	12/27/1972	Active	14	1	1	0	0.00%	14	1	1				VP,SC	1		\$3,287.96
19869	DONCASTER	03/31/1958	Active	11	1	2	-1	-8.33%	12	4	0				M,VP,SC	1		\$314.96
36336	DONCASTER WENT VALLEY	12/04/1978	Active	15	4	1	3	25.00%	13	6	0			N	M,SC	3		
20084	DRIFFIELD DISTRICT	04/04/1957	Cancelled(6*)	0	0	8	-8	-100.00%	9	14	3		None		P,S,T,M,VP SC	24+		
20113	DUMBARTON	03/10/1970	Active	9	0	0	0	0.00%	10		9		3		M,VP,SC	24		
40645	DUMFRIES	12/22/1981	Active	23	3	1	2	9.52%	24	41	1			R	M,SC	0		\$790.79
39635	DUNDEE CITY	03/31/1981	Active	7	0	0	0	0.00%	6		8				M,VP,SC	N/R		\$251.97
20085	DURHAM CITY	10/02/1970	Active	8	0	1	-1	-11.11%	9	2	5			N	M,SC	24+		
Exc Award (06/30/2016)																		
36483	EASINGWOLD DISTRICT L C	01/15/1979	Active	17	3	0	3	21.43%	15		1		2		M,VP	0		\$1,525.53
Exc Award (06/30/2016, 06/30/2018)																		
55564	ELMET	04/18/1994	Active	16	4	1	3	23.08%	13	8	0		4		M,VP,SC	0		
Exc Award (06/30/2017)																		
20086	FILEY	06/04/1964	Active	16	0	3	-3	-15.79%	19	1	0			N		0		\$2,246.64
Exc Award (06/30/2018, 06/30/2019)																		
19871	GARFORTH & DISTRICT L C	10/16/1972	Active	30	2	3	-1	-3.23%	32	7	0			N		3		\$2,372.85
20087	GOOLE DISTRICT L C	12/07/1966	Active	8	0	1	-1	-11.11%	8	1	2		6	N	T,M,SC	2		
20088	HALTEMPRICE L C	12/18/1973	Active	9	0	0	0	0.00%	10		9		2		P,S,M,VP,SC	N/R		
19875	HARROGATE	02/16/1956	Active	8	0	0	0	0.00%	8		8			R	M,SC	24+		\$186.52
20114	HELENSBURGH	02/18/1964	Active	12	0	0	0	0.00%	12		1		4		VP	0		\$649.69
67028	HOLDERNESS	12/19/2002	Active	12	2	0	2	20.00%	11		1		2		M,VP,SC	24+		\$515.28
38472	HOLME VALLEY	05/01/1980	Active	11	0	1	-1	-8.33%	13	15	4		2	R	SC	1		\$1,380.74
20090	HORNSEA DISTRICT L C	03/09/1967	Active	27	3	4	-1	-3.57%	31	3	0			N	M,SC	3		\$2,542.82
Exc Award (06/30/2022)																		
19877	HUDDERSFIELD	07/05/1954	Active	7	2	1	1	16.67%	5	1	2				M,VP,SC	24+		
19879	KEIGHLEY	02/10/1955	Active	25	1	3	-2	-7.41%	26	3	2			N	M,SC	3		\$467.71
Exc Award (06/30/2023)																		




Club Health Assessment for District 105 N through March 2025

			Status	Membership							Reports					Finance		LCIF
Club Number	Club Name	Charter Date		Current Member Count	YTD Members Added	YTD Members Dropped	YTD Net Growth	YTD Net Growth%	Member Count 12 Months Ago	Avg. length of service for dropped members	Months Since Last MMR ***	Yrs. Since Last Officer Report	President Rotation	Vice President Reported ****	Months Since Last Activity Report ***	Account Balance	Donations for current Fiscal Year	
			Number of times on status quo within last two years	If below 15 members appears					If net loss is greater than 20% appears			If no report in 3 months appears in	When more than one year appears in	Number of repeat terms	Notes the officers that do not have an active	If no report at 12 months appears in red		
46846	KNARESBOROUGH	01/23/1987	Active	38	3	4	-1	-2.56%	40	23	0			N	24+		\$2,440.93	
19880	LEEDS AND SKYRACK	07/28/1952	Active	11	1	2	-1	-8.33%	14	39	4			M,VP,SC	1		\$310.86	
35693	MALTBY ROTHER VALLEY L C	05/26/1978	Active	19	2	6	-4	-17.39%	20	15	0			N	M,SC	0		
20094	MALTON NORTON	08/22/1963	Active	22	0	0	0	0.00%	22		7			M,VP,SC	2		\$1,905.86	
Exc Award (06/30/2016)																		
47332	MINSTER LIONS CLUB OF YORK	05/13/1987	Active	13	0	0	0	0.00%	14		2			M,VP,SC	2		\$1,147.36	
35074	MORLEY & DISTRICT	02/10/1978	Active	8	2	0	2	33.33%	9		1		10	M,VP,SC	10			
20095	MORPETH	03/31/1972	Active	30	0	3	-3	-9.09%	33	14	2		2	M,VP,SC	0		\$1,203.64	
Exc Award (06/30/2016, 06/30/2022)																		
44452	NORTH WOLDS	12/06/1984	Active	5	0	1	-1	-16.67%	7	40	2		2	M,VP,SC	24+			
45913	OBAN & LORN L C	03/03/1986	Active	11	0	0	0	0.00%	11		7			M,VP,SC	24+			
38664	OTLEY	06/17/1980	Active	10	2	0	2	25.00%	8		2		2	M,VP,SC	0		\$627.61	
44995	PETERLEE & DIST	05/30/1985	Active	6	0	0	0	0.00%	6		7		9	M,VP,SC	24+			
Exc Award (06/30/2018)																		
20097	POCKLINGTON DISTRICT	02/26/1962	Active	18	1	3	-2	-10.00%	20	11	3			N	24+			
40250	PONTELAND	07/21/1981	Active	9	2	0	2	28.57%	7		2			M,VP,SC	N/R		\$389.81	
51918	PRUDHOE MID TYNE	07/22/1991	Active	10	0	0	0	0.00%	12		8		2	M,VP	1			
19891	ROTHERHAM	05/30/1960	Active	11	0	0	0	0.00%	11		7		3	M,VP,SC	24+			
19892	ROTHWELL DISTRICT L C	11/25/1968	Active	20	0	2	-2	-9.09%	22	26	3		2	VP,SC	0		\$1,026.26	
20100	RYEDALE L C	02/09/1967	Active	25	1	2	-1	-3.85%	25	36	0			N	24+		\$1,284.14	
Exc Award (06/30/2018)																		
20101	SCARBOROUGH	06/08/1959	Active	10	3	0	3	42.86%	14		6			M,VP,SC	0		\$385.24	
37364	STONEHAVEN & DISTRICT L C	06/29/1979	Active	12	0	2	-2	-14.29%	16	21	3			N	M,SC	9		
Exc Award (06/30/2016)																		
20104	SUNDERLAND	07/27/1964	Active	9	2	0	2	28.57%	9		2			M,VP,SC	0		\$565.78	
44063	TEESDALE DISTRICT L C	06/14/1984	Active	19	3	0	3	18.75%	16		2			M,VP	0		\$186.52	



Club Health Assessment for District 105 N through March 2025

			Status	Membership							Reports					Finance	LCIF	
Club Number	Club Name	Charter Date		Current Member Count	YTD Members Added	YTD Members Dropped	YTD Net Growth	YTD Net Growth%	Member Count 12 Months Ago	Avg. length of service for dropped members	Months Since Last MMR ***	Yrs. Since Last Officer Report	President Rotation	Vice President Reported ****	Months Since Last Activity Report ***	Account Balance	Donations for current Fiscal Year	
			Number of times on status quo within last two years	If below 15 members appears				If net loss is greater than 20% appears			If no report in 3 months appears in	When more than one year appears in	Number of repeat terms		Notes the officers that do not have an active	If no report at 12 months red		
Exc Award (06/30/2018)																		
20106	THIRSK & NORTHALLERTON	03/25/1969	Active	8	1	0	1	14.29%	8		7			N	0		\$909.31	
Exc Award (06/30/2016, 06/30/2019)																		
19901	THORNE RURAL L C	10/05/1970	Active	26	0	0	0	0.00%	26		0			N	SC	0	\$1,264.60	
Exc Award (06/30/2023, 06/30/2024)																		
34976	TICKHILL & DISTRICT L C	01/25/1978	Active	27	3	6	-3	-10.00%	30	19	1		None		P,VP	11	\$2,515.06	
Exc Award (06/30/2021, 06/30/2022)																		
33870	TYNE DALE L C	05/18/1977	Active	29	2	4	-2	-6.45%	31	16	0		2		M,VP,SC	2	\$1,927.22	
19903	WETHERBY DISTRICT L C	01/17/1966	Active	12	1	1	0	0.00%	13	1	3		2	N	M	3		
20108	WHITBY DISTRICT L C	04/06/1970	Active	17	2	0	2	13.33%	17		4			N	SC	N/R	\$621.72	
20109	WITHERNSEA	08/11/1967	Active	9	2	5	-3	-25.00%	13	19	0				M,VP,SC	24+	\$314.96	
52423	YARM DISTRICT L C	01/22/1992	Active	8	0	0	0	0.00%	8		12				M,VP,SC	3	\$642.07	

Clubs Cancelled Previous Fiscal Year – Clubs Cancelled within last 12 months may be reinstated

Club Number	Club Name	Charter Date	Current Status*	Cancellation Date
44861	BRIGHOUSE & DISTRICT	04/03/1985	Cancelled(6*)	04/29/2024
19885	MEXBOROUGH	05/18/1970	Cancelled(6*)	07/29/2023

Current Total Clubs Count	YTD New Clubs Count	YTD Cancelled Clubs Count	YTD Net Club Gain	Current Total Members Count	YTD Add	YTD Drop	YTD Net Growth	YTD Net Growth %	Member Count 12 Months Ago	Average Member Count Per Club	% of Clubs with less than 20 members	% No MMR in 3 Months	% No Officer Report in 12 Months	% of Clubs with balance 90+ days	Number of Clubs in Status Quo	% Status Quo Clubs in Financial Suspension	Number of Cancelled Clubs	Average Cancelled Club Age	Members Lost Due to Cancellation	% of Clubs Cancelled for Non-Financial Reasons
65	0	4	-4	963	83	93	-10	-1.03%	1,032	15	75%	42%	0%	0%	0	0%	4	64	8	100%

* - P - Priority Club. Cancellation Reasons: 1-Objectives/conduct, 2-Non-active club, 5-Non-existing club, 6-Disbanding, 7-Merger, 8-Financial Suspension, 9-District/Multiple District Dues.

** - Abbreviation: P-President, S-Secretary, T-Treasurer, M-Member Chairperson, VP-First Vice President, MC-Communications Chairperson, SC-Service Chairperson

*** - Abbreviation: N/R - Never reported using the Lions Clubs website, N/A - Not applicable, No password registered for the Lions Clubs website.

**** - Abbreviation: N - New, IP - Immediate Past, R - Repeat.



Club Health Assessment for District 105SC through March 2025

			Status	Membership							Reports					Finance	LCIF
Club Number	Club Name	Charter Date		Current Member Count	YTD Members Added	YTD Members Dropped	YTD Net Growth	YTD Net Growth%	Member Count 12 Months Ago	Avg. length of service for dropped members	Months Since Last MMR ***	Yrs. Since Last Officer Report	President Rotation	Vice President Reported ****	Months Since Last Activity Report ***	Account Balance	Donations for current Fiscal Year
			Number of times on status quo within last two years	If below 15 members appears				If net loss is greater than 20% appears			If no report in 3 months appears in	When more than one year appears in	Number of repeat terms	Notes the officers that do not have an active	If no report at 12 months appears in red		
Clubs more than two years old																	
39890	ABINGDON	05/22/1981	Active	7	3	9	-6	-46.15%	14	8	2		None	P,S,M,VP	3		\$376.57
19906	ALTON	01/16/1973	Active	34	3	3	0	0.00%	32	17	0			N	2		\$376.57
19910	BASINGSTOKE	01/11/1967	Active	13	0	4	-4	-23.53%	16	12	1		2	M,VP	10		\$302.92
19912	BLANDFORD AND DISTRICT LC	02/22/1973	Active	8	0	3	-3	-27.27%	10	19	0		3	M,VP,SC	24+		
19915	BOURNEMOUTH AND CHRISTCHURCH Exc Award (06/30/2016)	04/12/1961	Cancelled(8*)	0	0	1	-1	-100.00%	14	25	7	1	None	P,S,T,M,VP SC	24+	90+ Days	
19916	BRACKNELL	06/27/1968	Active	9	0	0	0	0.00%	8		10		2	N	M,SC	0	
19917	BRADFORD ON AVON	04/29/1970	Active	20	3	1	2	11.11%	19	3	0			M,VP,SC	0		\$128.41
62464	BURNHAM BUCKS	11/08/1999	Cancelled(6*)	0	0	0	0	0.00%	9		8	1	None	P,S,T,M,VP SC	9		
19980	CALNE Exc Award (06/30/2018)	06/12/1972	Active	28	2	1	1	3.70%	26	47	2			N	M,SC	22	
19985	CHIPPENHAM Exc Award (06/30/2017)	10/23/1973	Active	27	3	3	0	0.00%	25	11	0			N		3	\$1,322.83
63855	CROFTON	12/18/2000	Active	19	6	4	2	11.76%	17	11	1		7	M,VP,SC	1		
19989	DEVIZES	03/16/1970	Active	33	4	6	-2	-5.71%	35	29	1			N		0	\$100.00
19922	EASTLEIGH Exc Award (06/30/2023)	09/18/1964	Active	13	0	1	-1	-7.14%	15	2	3		None	P,M,VP,SC	0		
19924	FAREHAM	02/08/1962	Active	2	1	7	-6	-75.00%	8	19	1		2	S,T,M,VP,SC	0		
35383	FARNBOROUGH & ALDERSHOT (CIO)	04/04/1978	Active	17	2	5	-3	-15.00%	10	5	0			M,VP,SC	3		
28196	FLEET Exc Award (06/30/2023)	03/27/1974	Active	48	0	1	-1	-2.04%	59	8	2			N		0	\$3,143.31
37521	GILLINGHAM MERE & SHAFTESBURY	09/20/1979	Active	18	3	0	3	20.00%	18		0		2	R	M,SC	0	
19957	GUERNSEY	06/05/1967	Active	15	2	0	2	15.38%	12		1			VP,SC	0		\$2,044.14
54192	HART	03/08/1993	Active	16	3	2	1	6.67%	15	18	3		2	M,VP,SC	7		



Club Health Assessment for District 105SC through March 2025

			Status	Membership							Reports					Finance		LCIF
Club Number	Club Name	Charter Date		Current Member Count	YTD Members Added	YTD Members Dropped	YTD Net Growth	YTD Net Growth%	Member Count 12 Months Ago	Avg. length of service for dropped members	Months Since Last MMR ***	Yrs. Since Last Officer Report	President Rotation	Vice President Reported ****	Months Since Last Activity Report ***	Account Balance	Donations for current Fiscal Year	
			Number of times on status quo within last two years	If below 15 members appears				If net loss is greater than 20% appears			If no report in 3 months appears in	When more than one year appears in	Number of repeat terms	Notes the officers that do not have an active	If no report at 12 months appears in red			
19926	HAVANT	11/03/1964	Active	12	0	1	-1	-7.69%	14	5	8		2	N	3	90+ Days		
59454	HAYLING ISLAND	05/05/1997	Active	27	2	6	-4	-12.90%	29	15	0		None	P,M,VP,SC	6			
	Exc Award (06/30/2019)																	
19927	HENLEY ON THAMES	01/04/1971	Active	17	1	1	0	0.00%	19	10	3			M,VP	0		\$313.81	
	Exc Award (06/30/2023)																	
29385	HIGHWORTH & DISTRICT	05/29/1974	Active	16	7	0	7	77.78%	9		1		5	M,VP,SC	23		\$5,733.11	
47066	HOOK-ODIHAM	03/23/1987	Active	23	3	1	2	9.52%	21	2	0			VP	0		\$948.45	
	Exc Award (06/30/2017, 06/30/2022, 06/30/20																	
36732	ISLE OF WIGHT NEWPORT L C	03/06/1979	Active	6	0	0	0	0.00%	10		9		4	M,VP	2		\$313.81	
19929	ISLE OF WIGHT RYDE	01/13/1970	Active	7	0	5	-5	-41.67%	12	20	3			M,VP,SC	24+			
36650	ISLE OF WIGHT SANDOWN SHANKLIN	02/28/1979	Active	11	4	2	2	22.22%	9	15	0			M,VP,SC	24			
19958	JERSEY	09/02/1963	Active	30	1	2	-1	-3.23%	32	48	2			N M,SC	24+		\$6,496.89	
31273	LODDON VALLEY	10/15/1975	Active	16	1	7	-6	-27.27%	21	21	0			N SC	0		\$1,006.49	
19930	MAIDENHEAD	05/25/1973	Active	35	5	0	5	16.67%	29		1			R SC	1		\$1,929.30	
31568	MARLBOROUGH & DISTRICT	01/06/1976	Active	10	0	1	-1	-9.09%	11	19	4		6	M,VP	3		\$642.07	
29305	MELKSHAM	05/03/1974	Active	19	3	1	2	11.76%	16	1	1			N M,SC	24+		\$534.48	
19931	MEON VALLEY L C	01/24/1973	Active	24	0	1	-1	-4.00%	25	22	6			M,VP,SC	24+		\$1,631.79	
19933	New Milton & District	06/24/1971	Active	30	2	1	1	3.45%	31	14	0			N SC	24+		\$1,714.95	
19932	NEWBURY	03/12/1970	Active	14	2	1	1	7.69%	13	0	2			M,VP,SC	24+			
19937	PETERSFIELD	03/24/1972	Active	20	0	1	-1	-4.76%	21	16	2			N M,SC	0			
	Exc Award (06/30/2021)																	
19938	POOLE	03/18/1965	Active	16	1	2	-1	-5.88%	17	6	1		2	N VP,SC	3		\$602.50	
19940	READING	06/15/1965	Active	17	1	2	-1	-5.56%	23	9	3			N M,SC	0		\$313.81	
	Exc Award (06/30/2021)																	
19941	RINGWOOD AND FORDINGBRIDGE	04/06/1970	Active	11	0	3	-3	-21.43%	14	32	5			N SC	1		\$316.15	
	Exc Award (06/30/2023)																	



Club Health Assessment for District 105SC through March 2025

			Status	Membership							Reports					Finance		LCIF
Club Number	Club Name	Charter Date		Current Member Count	YTD Members Added	YTD Members Dropped	YTD Net Growth	YTD Net Growth%	Member Count 12 Months Ago	Avg. length of service for dropped members	Months Since Last MMR ***	Yrs. Since Last Officer Report	President Rotation	Vice President Reported ****	Months Since Last Activity Report ***	Account Balance	Donations for current Fiscal Year	
			Number of times on status quo within last two years	If below 15 members appears				If net loss is greater than 20% appears			If no report in 3 months appears in	When more than one year appears in	Number of repeat terms		Notes the officers that do not have an active	If no report at 12 months appears in red		
36733	ROMSEY AND WATERSIDE Exc Award (06/30/2016)	03/19/1979	Active	14	0	0	0	0.00%	14		2		None		P,S,M,VP,SC	17		\$680.31
19942	SALISBURY AND DISTRICT	08/15/1962	Active	12	1	1	0	0.00%	12	9	3		2		VP,SC	3		\$251.97
32374	SWANWICK	06/11/1976	Active	18	5	0	5	38.46%	12		0			IP	SC	0		
20013	SWINDON	10/27/1964	Active	21	1	2	-1	-4.55%	22	2	0		2	N	SC	0		\$1,469.77
30017	TROWBRIDGE WILTS	12/13/1974	Active	12	0	2	-2	-14.29%	15	12	3			N	SC	3		\$379.38
19949	WAREHAM Exc Award (06/30/2023)	06/29/1971	Active	26	1	0	1	4.00%	26		1				P,M,VP,SC	2		
19950	WARMINSTER Exc Award (06/30/2023)	01/21/1964	Active	20	0	1	-1	-4.76%	22	11	8			N		0		\$629.92
19952	WESTBURY Exc Award (06/30/2016)	04/25/1973	Active	28	4	3	1	3.70%	38	8	3			N		12		\$1,264.60
19954	WIMBORNE & FERNDOWN	05/22/1969	Active	11	3	5	-2	-15.38%	13	28	2			N	SC	24+		\$3,863.36
19956	WINDSOR	08/15/1961	Active	30	5	0	5	20.00%	28		0			N	SC	24+		\$1,194.77
29384	WOKINGHAM BERKS	05/23/1974	Active	40	4	2	2	5.26%	39	14	0			N		0		\$5,181.10
38867	WOODLEY & EARLEY L C Exc Award (06/30/2024)	08/18/1980	Active	21	2	1	1	5.00%	19	2	1			N	M	2		\$948.45
40026	WOOLMER FOREST L C	06/15/1981	Active	22	4	1	3	15.79%	19	4	1		3	R	SC	0		\$3,099.20
40027	YATELEY & DISTRICT L C	06/23/1981	Active	28	2	1	1	3.70%	28	0	0		3		M,VP,SC	0		\$565.73

Clubs Cancelled Previous Fiscal Year – Clubs Cancelled within last 12 months may be reinstated

Club Number	Club Name	Charter Date	Current Status*	Cancellation Date
31361	ISLE OF WIGHT VENTNOR	11/18/1975	Cancelled(8*)	06/29/2024



Club Health Assessment for District 105SC through March 2025

Club Number			Club Name			Charter Date			Status	Membership						Reports				Finance		LCIF		
										Current Member Count	YTD Members Added	YTD Members Dropped	YTD Net Growth	YTD Net Growth%	Member Count 12 Months Ago	Avg. length of service for dropped members	Months Since Last MMR ***	Yrs. Since Last Officer Report	President Rotation	Vice President Reported ****	Months Since Last Activity Report ***	Account Balance	Donations for current Fiscal Year	
									Number of times on status quo within last two years	If below 15 members appears			If net loss is greater than 20% appears			If no report in 3 months appears in		When more than one year appears in	Number of repeat terms	Notes the officers that do not have an active		If no report at 12 months appears in red		
Current Total Clubs Count	YTD New Clubs Count	YTD Cancelled Clubs Count	YTD Net Club Gain	Current Total Members Count	YTD Add	YTD Drop	YTD Net Growth	YTD Net Growth %	Member Count 12 Months Ago	Average Member Count Per Club	% of Clubs with less than 20 members	% No MMR in 3 Months	% No Officer Report in 12 Months	% of Clubs with balance 90+ days	Number of Clubs in Status Quo	% Status Quo Clubs in Financial Suspension	Number of Cancelled Clubs	Average Cancelled Club Age	Members Lost Due to Cancellation	% of Clubs Cancelled for Non-Financial Reasons				
51	0	2	-2	991	100	108	-8	-0.80%	1,045	19	57%	29%	0%	2%	0	0%	2	68	1	0%				

* - P - Priority Club. Cancellation Reasons: 1-Objectives/conduct, 2-Non-active club, 5-Non-existing club, 6-Disbanding, 7-Merger, 8-Financial Suspension, 9-District/Multiple District Dues.

** - Abbreviation: P-President, S-Secretary, T-Treasurer, M-Member Chairperson, VP-First Vice President, MC-Communications Chairperson, SC-Service Chairperson

*** - Abbreviation: N/R - Never reported using the Lions Clubs website, N/A - Not applicable, No password registered for the Lions Clubs website.

**** - Abbreviation: N - New, IP - Immediate Past, R - Repeat.



Club Health Assessment for District 105SE through March 2025

			Status	Membership						Reports					Finance		LCIF
Club Number	Club Name	Charter Date		Current Member Count	YTD Members Added	YTD Members Dropped	YTD Net Growth	YTD Net Growth%	Member Count 12 Months Ago	Avg. length of service for dropped members	Months Since Last MMR ***	Yrs. Since Last Officer Report	President Rotation	Vice President Reported ****	Months Since Last Activity Report ***	Account Balance	Donations for current Fiscal Year
			Number of times on status quo within last two years	If below 15 members appears				If net loss is greater than 20% appears			If no report in 3 months appears in	When more than one year appears in	Number of repeat terms	Notes the officers that do not have an active	If no report at 12 months appears in red		
Clubs more than two years old																	
20066	ADUR EAST	02/12/1957	Active	31	1	0	1	3.33%	30		8			N	SC	24+	
Exc Award (06/30/2019)																	
134705	Ashford	05/10/2018	Active	8	0	0	0	0.00%	9		9		2	R	M,SC	24+	
20024	BEXHILL ON SEA	08/03/1971	Active	31	0	6	-6	-16.22%	37	3	0			N	SC	8	\$958.67
Exc Award (06/30/2017, 06/30/2023, 06/30/20																	
20025	BEXLEY SIDCUP	12/27/1962	Active	21	1	0	1	5.00%	18		0			R	SC	17	
20026	BILLINGSHURST & DISTRICT	11/26/1973	Active	31	2	4	-2	-6.06%	32	16	0			N	P,SC	24+	\$821.99
20027	BOGNOR REGIS	10/13/1965	Active	8	0	0	0	0.00%	8		11			R	M	1	
20028	BRIGHTON	09/27/1950	Active	15	0	0	0	0.00%	16		9			N		23	\$2,597.09
46650	BROMLEY	11/21/1986	Active	22	3	2	1	4.76%	18	8	0			N	SC	0	
20029	BURGESS HILL DISTRICT	03/14/1955	Active	36	2	3	-1	-2.70%	36	25	1			N	SC	23	\$1,501.30
Exc Award (06/30/2016, 06/30/2023)																	
36145	CATERHAM OXTED & GODSTONE L C	10/04/1978	Active	21	0	1	-1	-4.55%	23	10	2		2		VP	4	\$754.33
Exc Award (06/30/2016, 06/30/2018)																	
20031	CHANCTONBURY	03/04/1958	Active	7	0	0	0	0.00%	7		15	1	None		P,S,T,M,VP SC	N/R	
20032	CHICHESTER	10/04/1966	Active	19	0	1	-1	-5.00%	21	10	2			N	SC	24+	\$251.04
Exc Award (06/30/2017)																	
29744	CRANLEIGH & DISTRICT	08/06/1974	Active	55	0	2	-2	-3.51%	56	8	3			N		9	\$1,299.38
Exc Award (06/30/2018, 06/30/2019, 06/30/20																	
52459	DARENT VALLEY	01/31/1992	Active	3	0	2	-2	-40.00%	5	38	1		None		P,T,M,VP,SC	24+	
20035	DARTFORD	01/30/1969	Active	38	2	1	1	2.70%	36	4	0			N	SC	1	\$317.08
Exc Award (06/30/2019, 06/30/2023)																	
20036	DOVER DISTRICT L C	06/16/1971	Active	13	0	2	-2	-13.33%	15	30	0		2		M,VP,SC	2	\$791.57
20037	EAST GRINSTEAD	04/09/1968	Active	29	0	3	-3	-9.38%	32	5	2		2	N	M,SC	3	\$1,259.84
Exc Award (06/30/2023)																	
20039	FARNHAM	05/13/1968	Active	45	4	6	-2	-4.26%	45	19	0			N	SC	21	



Club Health Assessment for District 105SE through March 2025

			Status	Membership							Reports					Finance	LCIF	
Club Number	Club Name	Charter Date		Current Member Count	YTD Members Added	YTD Members Dropped	YTD Net Growth	YTD Net Growth%	Member Count 12 Months Ago	Avg. length of service for members	Months Since Last MMR ***	Yrs. Since Last Officer Report	President Rotation	Vice President Reported ****	Months Since Last Activity Report ***	Account Balance	Donations for current Fiscal Year	
			Number of times on status quo within last two years	If below 15 members appears				If net loss is greater than 20% appears			If no report in 3 months appears in	When more than one year appears in	Number of repeat terms		Notes the officers that do not have an active	If no report at 12 months appears in red		
20040	FOLKESTONE	12/04/1969	Active	21	3	0	3	16.67%	19		1		2	M,VP,SC	15	90+ Days	\$629.92	
20042	GILLINGHAM	04/14/1970	Active	11	0	4	-4	-26.67%	15	16	2			VP	24+			
20044	GUILDFORD	03/13/1967	Active	41	1	1	0	0.00%	41	2	0			N	SC	1	\$1,881.56	
Exc Award (06/30/2019)																		
20045	HAILSHAM	05/07/1970	Active	16	0	4	-4	-20.00%	20	29	3		2	N	M,SC	24+		
20046	HASTINGS	03/11/1969	Active	10	3	2	1	11.11%	12	1	1			N		24+		
20047	HAYWARDS HEATH	05/16/1962	Active	6	1	0	1	20.00%	5		1		3		M,VP,SC	24+	\$324.84	
20049	HORLEY	11/26/1963	Active	32	3	2	1	3.23%	34	4	0		2		VP,SC	24+	\$629.92	
20050	HORSHAM	12/13/1962	Active	18	0	2	-2	-10.00%	19	8	0				P,M,VP,SC	1	\$621.72	
41925	LANCING & SOMPTING	10/22/1982	Active	21	0	2	-2	-8.70%	23	23	0				P,T,M,VP,SC	24+	\$642.07	
20053	LEATHERHEAD & DISTRICT L C	06/28/1973	Active	12	1	0	1	9.09%	15		8			IP		22		
20055	LITTLEHAMPTON DISTRICT	11/06/1969	Active	25	9	7	2	8.70%	23	13	1				M,VP,SC	2	\$732.74	
20056	MAIDSTONE	09/23/1959	Active	19	0	0	0	0.00%	19		0				M,VP,SC	6	\$1,243.44	
20057	MALLING DISTRICT L C	09/08/1970	Active	12	1	1	0	0.00%	13	2	0				VP,SC	24+	\$1,120.33	
51465	MIDHURST	03/26/1991	Active	8	0	0	0	0.00%	8		14		6		M,VP,SC	24+	90+ Days	
Exc Award (06/30/2018)																		
20060	NEWHAVEN PEACEHAVEN & SEAFORD	10/23/1969	Active	8	0	1	-1	-11.11%	9	17	5		5		M,VP	18	\$129.94	
20061	NORTHFLEET & EBBSFLEET	09/28/1972	Active	13	0	0	0	0.00%	12		9		2	N		24+	\$629.92	
Exc Award (06/30/2018, 06/30/2019, 06/30/2020)																		
41926	PADDOCK WOOD & DISTRICT	10/20/1982	Active	17	0	0	0	0.00%	18		5				M,VP,SC	20		
Exc Award (06/30/2018, 06/30/2023)																		
20064	ROTTINGDEAN & SALTDEAN	04/19/1973	Active	17	0	3	-3	-15.00%	21	36	3			N		0		
32816	SELSEY & DISTRICT	10/05/1976	Active	21	0	0	0	0.00%	19		8			N	M	24+	\$125.98	
Exc Award (06/30/2023)																		
20065	SEVENOAKS	09/25/1968	Active	24	0	3	-3	-11.11%	28	7	2		2		VP,SC	20	\$809.34	



Club Health Assessment for District 105SE through March 2025

			Status	Membership							Reports					Finance		LCIF
Club Number	Club Name	Charter Date		Current Member Count	YTD Members Added	YTD Members Dropped	YTD Net Growth	YTD Net Growth%	Member Count 12 Months Ago	Avg. length of service for dropped members	Months Since Last MMR ***	Yrs. Since Last Officer Report	President Rotation	Vice President Reported ****	Months Since Last Activity Report ***	Account Balance	Donations for current Fiscal Year	
			Number of times on status quo within last two years	If below 15 members appears				If net loss is greater than 20% appears			If no report in 3 months appears in	When more than one year appears in	Number of repeat terms	Notes the officers that do not have an active	If no report at 12 months appears in red			
20054	SOUTH EAST BRITISH ISLES VIRTUAL	09/03/1970	Active	13	2	2	0	0.00%	14	29	1			N	M,SC	19		
40156	SOUTHBOROUGH	06/15/1981	Active	12	0	1	-1	-7.69%	14	34	2		2		M,VP,SC	12	\$248.69	
55160	SOUTHBORNE WEST SUSSEX Exc Award (06/30/2019)	12/27/1993	Active	20	0	1	-1	-4.76%	20	18	1		9	R	M,SC	24+	\$251.96	
20067	SWALE	02/23/1971	Active	12	0	1	-1	-7.69%	14	27	7				VP,SC	24+	\$621.72	
20069	TENTERDEN	09/27/1957	Active	17	0	7	-7	-29.17%	24	1	5		2		M,VP	24+	\$629.92	
20070	THANET L C Exc Award (06/30/2023)	01/08/1968	Active	18	1	2	-1	-5.26%	19	2	1				VP,SC	0	\$850.98	
20071	TONBRIDGE	02/09/1950	Active	41	1	2	-1	-2.38%	42	12	3		None		P,T,M,VP,SC	24+	\$967.67	
20073	UCKFIELD DISTRICT	10/02/1968	Active	32	0	1	-1	-3.03%	33	1	0			N	SC	0	\$3,765.66	
20048	WHITSTABLE, HERNE BAY, CANTERBURY Exc Award (06/30/2016)	12/08/1971	Active	28	2	2	0	0.00%	28	5	0			N	M,SC	22	\$1,058.73	
31168	WOKING Exc Award (06/30/2018)	09/08/1975	Active	16	0	2	-2	-11.11%	19	5	2		2		S,M,VP,SC	24+		
31476	WOOLWICH & GREENWICH L C	12/16/1975	Active	19	2	0	2	11.76%	18		8				VP,SC	24+		
20075	WORTHING	11/26/1952	Active	32	4	1	3	10.34%	30	5	0			N	M,SC	24+	\$568.84	

Clubs Cancelled Previous Fiscal Year – Clubs Cancelled within last 12 months may be reinstated

Club Number	Club Name	Charter Date	Current Status*	Cancellation Date
20038	EASTBOURNE	10/02/1967	Cancelled(6*)	04/29/2024
43511	GODALMING	02/15/1984	Cancelled(6*)	04/29/2024
54891	HENFIELD & DIST	09/23/1993	Cancelled(6*)	06/29/2024



Club Health Assessment for District 105SE through March 2025

Club Number			Club Name			Charter Date			Status					Membership					Reports					Finance		LCIF
									Current Member Count	YTD Members Added	YTD Members Dropped	YTD Net Growth	YTD Net Growth%	Member Count 12 Months Ago	Avg. length of service for dropped members	Months Since Last MMR ***	Yrs. Since Last Officer Report	President Rotation	Vice President Reported ****	Months Since Last Activity Report ***	Account Balance	Donations for current Fiscal Year				
									Number of times on status quo within last two years	If below 15 members appears			If net loss is greater than 20% appears			If no report in 3 months appears in			When more than one year appears in	Number of repeat terms	Notes the officers that do not have an active			If no report at 12 months appears in red		
Current Total Clubs Count	YTD New Clubs Count	YTD Cancelled Clubs Count	YTD Net Club Gain	Current Total Members Count	YTD Add	YTD Drop	YTD Net Growth	YTD Net Growth %	Member Count 12 Months Ago	Average Member Count Per Club	% of Clubs with less than 20 members	% No MMR in 3 Months	% No Officer Report in 12 Months	% of Clubs with balance 90+ days	Number of Clubs in Status Quo	% Status Quo Clubs in Financial Suspension	Number of Cancelled Clubs	Average Cancelled Club Age	Members Lost Due to Cancellation	% of Clubs Cancelled for Non-Financial Reasons						
50	0	0	0	1,045	49	87	-38	-3.51%	1,092	21	54%	36%	2%	4%	0	0%	0	0	0	0%						

* - P - Priority Club. Cancellation Reasons: 1-Objectives/conduct, 2-Non-active club, 5-Non-existing club, 6-Disbanding, 7-Merger, 8-Financial Suspension, 9-District/Multiple District Dues.

** - Abbreviation: P-President, S-Secretary, T-Treasurer, M-Member Chairperson, VP-First Vice President, MC-Communications Chairperson, SC-Service Chairperson

*** - Abbreviation: N/R - Never reported using the Lions Clubs website, N/A - Not applicable, No password registered for the Lions Clubs website.

**** - Abbreviation: N - New, IP - Immediate Past, R - Repeat.




Club Health Assessment for District 105SW through March 2025

			Status	Membership							Reports					Finance		LCIF
Club Number	Club Name	Charter Date		Current Member Count	YTD Members Added	YTD Members Dropped	YTD Net Growth	YTD Net Growth%	Member Count 12 Months Ago	Avg. length of service for dropped members	Months Since Last MMR ***	Yrs. Since Last Officer Report	President Rotation	Vice President Reported ****	Months Since Last Activity Report ***	Account Balance	Donations for current Fiscal Year	
			Number of times on status quo within last two years	If below 15 members appears					If net loss is greater than 20% appears			If no report in 3 months appears in	When more than one year appears in	Number of repeat terms	Notes the officers that do not have an active	If no report at 12 months appears in red		
Clubs more than two years old																		
19970	AXMINSTER DISTRICT L C	04/16/1969	P- Active	2	0	2	-2	-50.00%	5	6	3		2	M,VP,SC	0			
42817	BABBACOMBE & ST MARYCHURCH	06/23/1983	Active	15	4	6	-2	-11.76%	17	24	1			N T,M,SC	24+		\$324.84	
19971	BARNSTAPLE	06/23/1969	Active	15	0	2	-2	-11.76%	17	21	0		3	M,VP,SC	15		\$251.97	
Exc Award (06/30/2023)																		
36910	BLACKMORE VALE L C	04/17/1979	Active	9	1	1	0	0.00%	10	1	1			VP	24+		\$1,084.89	
19973	BODMIN	04/28/1970	Active	25	4	4	0	0.00%	26	15	0		2	M,VP,SC	16		\$627.61	
19918	BRIDPORT	02/07/1973	Active	12	1	2	-1	-7.69%	13	1	5		2	M,VP,SC	3		\$64.97	
Exc Award (06/30/2016)																		
38328	BUDLEIGH SALTERTON	04/25/1980	Active	46	4	1	3	6.98%	42	7	0		2	R	3		\$4,872.88	
Exc Award (06/30/2021, 06/30/2023, 06/30/2024)																		
33102	BURNHAM-ON-SEA & DISTRICT L C	12/13/1976	P- Active(1)	0	0	3	-3	-100.00%	19	19	3		None	P,S,T,M,VP SC	24+			
32665	CALLINGTON	08/09/1976	Active	14	1	12	-11	-44.00%	25	12	0			N P,M,SC	0		\$946.07	
31362	CAMBORNE-REDRUTH & DISTRICT	11/03/1975	Active	18	1	0	1	5.88%	18		4			N	11	90+ Days	\$314.96	
19982	CHEDDAR VALE L C	12/15/1971	Active	15	0	3	-3	-16.67%	18	14	2			M,VP,SC	1		\$836.21	
Exc Award (06/30/2018)																		
19988	CLEVEDON	02/26/1968	Active	16	1	2	-1	-5.88%	19	10	1		2	R M,SC	5		\$251.50	
Exc Award (06/30/2018)																		
34869	CREDITON & DISTRICT L C	12/19/1977	Active	14	0	3	-3	-17.65%	17	5	0		2	N SC	1		\$873.69	
Exc Award (06/30/2021)																		
40892	CREWKERNE	02/16/1982	Active	27	6	0	6	28.57%	22		1			R M,SC	1		\$401.18	
19921	DORCHESTER AND DISTRICT	03/11/1970	Active	15	1	1	0	0.00%	15	31	5			N M	24+			
19991	EXETER	10/23/1961	Active	12	2	1	1	9.09%	12	1	0			N M	24+		\$870.41	
Exc Award (06/30/2024)																		
19990	EXETER WEST	01/15/1971	Active	21	1	1	0	0.00%	19	12	3			M,VP,SC	6		\$642.08	
33357	FOWEY RIVER L C	02/23/1977	Active	13	7	2	5	62.50%	8	36	0		3	M,VP,SC	3		\$423.06	




Club Health Assessment for District 105SW through March 2025

			Status	Membership							Reports					Finance	LCIF
Club Number	Club Name	Charter Date		Current Member Count	YTD Members Added	YTD Members Dropped	YTD Net Growth	YTD Net Growth%	Member Count 12 Months Ago	Avg. length of service for dropped members	Months Since Last MMR ***	Yrs. Since Last Officer Report	President Rotation	Vice President Reported ****	Months Since Last Activity Report ***	Account Balance	Donations for current Fiscal Year
			Number of times on status quo within last two years	If below 15 members appears				If net loss is greater than 20% appears			If no report in 3 months appears in	When more than one year appears in	Number of repeat terms	Notes the officers that do not have an active	If no report at 12 months red		
19994	FROME	03/14/1967	Active	23	0	1	-1	-4.17%	26	5	6			N	M,SC	12	\$1,243.44
31473	GLASTONBURY & STREET	12/08/1975	Active	23	1	0	1	4.55%	21		2		2	N	SC	1	\$564.85
	Exc Award (06/30/2019)																
47785	HAYLE	10/23/1987	Active	9	1	3	-2	-18.18%	12	2	1		2	N	S,M,SC	24+	\$374.67
31474	HOLSWORTHY	12/16/1975	Active	16	0	2	-2	-11.11%	19	6	1			N	M,SC	24+	\$15.00
33868	HONITON & DISTRICT L C	05/18/1977	Active	10	1	0	1	11.11%	9		0		6		M,VP,SC	0	\$624.67
30016	ILFRACOMBE DEVON	12/10/1974	Active	17	1	0	1	6.25%	16		0				M,VP,SC	24+	\$127.14
32230	ILMINSTER	05/19/1976	Active	13	1	1	0	0.00%	14	8	0		3		S,M,VP,SC	0	\$324.84
29513	LAUNCESTON	06/18/1974	Active	11	0	2	-2	-15.38%	13	5	3			N	M,VP,SC	1	\$251.97
	Exc Award (06/30/2016, 06/30/2017, 06/30/20)																
19998	LISKEARD	03/10/1972	Active	20	3	3	0	0.00%	20	11	5			N	SC	20	\$328.80
19999	LOOE	03/16/1966	Active	30	5	4	1	3.45%	27	15	0			N	M,SC	2	
33563	LYN L C	03/28/1977	P- Active	0	0	0	0	0.00%	15		9		None		P,S,T,M,VP SC	24+	
38174	MINEHEAD & DISTRICT L C	03/04/1980	Active	12	1	2	-1	-7.69%	14	33	3			N	SC	0	\$124.34
20001	NEWQUAY	12/12/1972	Active	19	0	0	0	0.00%	22		9			N	M,SC	10	\$314.96
103831	NEWQUAY TOWAN BLYSTRA	10/22/2008	Active	35	7	1	6	20.69%	31	7	1		2	R	M,SC	0	\$189.69
	Exc Award (06/30/2023)																
28199	OKEHAMPTON	03/20/1974	Active	20	0	4	-4	-16.67%	25	9	0			N		0	\$638.65
20004	PAIGNTON TORBAY	08/03/1971	Active	8	0	0	0	0.00%	8		1			N		4	\$649.69
37251	PENZANCE	06/05/1979	Active	9	1	1	0	0.00%	9	48	2		2		M,VP,SC	12	\$125.98
20005	PLYMOUTH	05/04/1964	Active	31	10	0	10	47.62%	21		1			N		0	\$873.69
20007	PORTISHEAD	03/17/1970	Active	18	3	0	3	20.00%	18		1		2	N		24+	
	Exc Award (06/30/2017)																
33360	RADSTOCK & MIDSOMER NORTON L C	02/08/1977	Active	19	2	4	-2	-9.52%	21	3	0				M,VP,SC	0	\$508.72
	Exc Award (06/30/2024)																
44455	SEATON & DIST	12/17/1984	Active	19	0	2	-2	-9.52%	22	27	3			N	SC	0	\$940.78



Club Health Assessment for District 105SW through March 2025

			Status	Membership							Reports					Finance	LCIF
Club Number	Club Name	Charter Date		Current Member Count	YTD Members Added	YTD Members Dropped	YTD Net Growth	YTD Net Growth%	Member Count 12 Months Ago	Avg. length of service for dropped members	Months Since Last MMR ***	Yrs. Since Last Officer Report	President Rotation	Vice President Reported ****	Months Since Last Activity Report ***	Account Balance	Donations for current Fiscal Year
			Number of times on status quo within last two years	If below 15 members appears				If net loss is greater than 20% appears			If no report in 3 months appears in	When more than one year appears in	Number of repeat terms	Notes the officers that do not have an active	If no report at 12 months appears in red		
Exc Award (06/30/2023)																	
32169	SIDMOUTH	04/29/1976	Active	14	1	0	1	7.69%	13		1		3	M,VP,SC	3		\$774.03
20009	ST AUSTELL	11/13/1968	Active	14	2	1	1	7.69%	16	8	2			N M,SC	0		\$749.35
32431	TAVISTOCK	06/22/1976	Active	49	12	2	10	25.64%	39	29	0			N	24+		\$378.63
Exc Award (06/30/2023)																	
20016	TIVERTON	09/20/1973	Active(1)	3	2	5	-3	-50.00%	6	11	2		5	M,VP,SC	12		
34870	TORPOINT & RAME PENINSULA L C	12/19/1977	Active	24	5	3	2	9.09%	23	4	1		2	M,VP,SC	11		\$639.80
Exc Award (06/30/2017)																	
20018	TRURO	10/29/1970	Active	27	0	0	0	0.00%	27		8			N SC	4		\$310.86
Exc Award (06/30/2019)																	
33965	WADEBRIDGE	05/31/1977	Active	11	1	0	1	10.00%	9		0		2	R SC	24+		\$186.52
30277	WELLS SOMERSET	02/25/1975	Active	11	2	0	2	22.22%	8		6		2	N SC	1		
20019	WESTON SUPER MARE	03/04/1968	Active	27	3	1	2	8.00%	24	25	4			N M,SC	3		
19953	WEYMOUTH AND PORTLAND	04/15/1969	Active	20	3	1	2	11.11%	19	3	4			N VP,SC	1		\$576.03
62465	WORLE	11/08/1999	Active	14	1	2	-1	-6.67%	13	1	4		6	M,VP,SC	3		\$534.91
20020	YEO VALLEY L C	04/17/1968	Active	29	2	3	-1	-3.33%	30	9	1			VP,SC	3		\$932.58
Exc Award (06/30/2017)																	
20021	YEOVIL	03/22/1965	Active	21	1	1	0	0.00%	22	18	2			P,M,VP,SC	18		\$1,570.70

Clubs Cancelled Previous Fiscal Year – Clubs Cancelled within last 12 months may be reinstated

Club Number	Club Name	Charter Date	Current Status*	Cancellation Date
54699	PLYMOUTH TAMAR	06/30/1993	Cancelled(6*)	06/29/2024
65150	ROCHE	03/25/2002	Cancelled(6*)	09/29/2023
20010	SALTASH	05/04/1971	Cancelled(6*)	07/29/2023



Club Health Assessment for District 105SW through March 2025

						Membership										Reports				Finance		LCIF
Club Number	Club Name	Charter Date		Status		Current Member Count	YTD Members Added	YTD Members Dropped	YTD Net Growth	YTD Net Growth%	Member Count 12 Months Ago	Avg. length of service for dropped members	Months Since Last MMR ***	Yrs. Since Last Officer Report	President Rotation	Vice President Reported ****	Months Since Last Activity Report ***	Account Balance	Donations for current Fiscal Year			
				Number of times on status quo within last two years	If below 15 members appears	If net loss is greater than 20% appears						If no report in 3 months appears in	When more than one year appears in	Number of repeat terms	Notes the officers that do not have an active	If no report at 12 months appears in red						
Current Total Clubs Count	YTD New Clubs Count	YTD Cancelled Clubs Count	YTD Net Club Gain	Current Total Members Count	YTD Add	YTD Drop	YTD Net Growth	YTD Net Growth %	Member Count 12 Months Ago	Average Member Count Per Club	% of Clubs with less than 20 members	% No MMR in 3 Months	% No Officer Report in 12 Months	% of Clubs with balance 90+ days	Number of Clubs in Status Quo	% Status Quo Clubs in Financial Suspension	Number of Cancelled Clubs	Average Cancelled Club Age	Members Lost Due to Cancellation	% of Clubs Cancelled for Non-Financial Reasons		
52	0	0	0	915	106	95	11	1.22%	954	18	65%	35%	0%	2%	0	0%	0	0	0	0%		

* - P - Priority Club. Cancellation Reasons: 1-Objectives/conduct, 2-Non-active club, 5-Non-existing club, 6-Disbanding, 7-Merger, 8-Financial Suspension, 9-District/Multiple District Dues.

** - Abbreviation: P-President, S-Secretary, T-Treasurer, M-Member Chairperson, VP-First Vice President, MC-Communications Chairperson, SC-Service Chairperson

*** - Abbreviation: N/R - Never reported using the Lions Clubs website, N/A - Not applicable, No password registered for the Lions Clubs website.

**** - Abbreviation: N - New, IP - Immediate Past, R - Repeat.